



City of North Miami Beach, Florida

Proposed Budget Fiscal Year 2020



2020

One Vision • One Mission
City of North Miami Beach
NMB One City



Proposed Budget Fiscal Year 2020

A Reader's Guide

The Fiscal Year 2020 Budget consists of eleven major sections: General, Budget Overview, Financial Schedules, General Fund, Special Revenue Funds, Debt Service Funds, Capital Projects Fund, Enterprise Funds, Internal Service Funds and the City-Wide Capital Improvement Plan (CIP) and Special Taxing Units.

Every effort has been made to make this book as easy as possible to read, but it can still be difficult to find specific data in such a complex document. This Reader's Guide is followed by a table of contents for locating specific sections. Charts, graphs and narratives are used throughout the book to clarify and enhance data. Finally, a summary of the separate sections follows:

General: This section contains the City Manager's Message for the FY 2020 Adopted Budget. The message is a discussion of budget development, new initiatives, current and future challenges, a summary of accomplishments from last fiscal year and goals for the new fiscal year.

Budget Overview: This section provides key components of the FY 2020 Budget. It contains information about the budget process, the strategic plan, the capital improvement plan (CIP), budgetary and financial policies that guide the adopted budget, program highlights for each department, and overviews of each fund.

Financial Schedules: This section includes a description of the City's major sources of revenues and the government-wide schedules and graphs, including actual results for FY 2018, the FY 2019 Adopted Budget, FY 2019 estimated actual results and the FY 2020 Adopted Budget.

General Fund: Tables and graphs are presented in this section to illustrate the activity of the City's General Fund. This section also provides an overview of each General Fund department. Each department is presented with an organizational chart, description of core services in relation to the Strategic Plan, and a three-year financial comparison, which includes the FY 2020 budget. Key Performance Indicators (KPIs) are included to benchmark and measure departmental effectiveness.

Special Revenue Funds: This section provides an overview of the Governmental Impact Fees Fund, the Transit Surtax Fund, and the Community Redevelopment Agency (CRA). The funds are designed to account for revenues that are restricted for a particular purpose.

Debt Service Funds: This section lists the governmental long-term debt obligations. The section includes a list of the individual debt instruments.

Capital Project Fund: The Alley Restoration Program is a capital project fund used to report improvements to the City's alleys. These improvements ensure adequate traffic flow of solid waste equipment, stormwater run-off and trash collection throughout the City.

Enterprise Funds: This section provides information on the various enterprise funds of the City, including Stormwater, Water, Wastewater, Building Permits, Solid Waste and Enterprise Impact Fees.

Internal Service Funds: These funds are used to report on activities where services are provided to other funds. Information Technologies, Worker's Compensation and General Liability Self-Insurance are the internal service funds.

City-Wide Capital Improvement Plan (CIP): Capital assets are tangible items with a useful life greater than one year that cost more than \$1,000. The CIP identifies assets to be acquired or replaced within a 6-year time horizon. The expenses are designated by the fiscal year and fund of expected acquisition.

Special Taxing Units: Eastern Shores Guard House funds are used to account for the activities of the Special Taxing Units and are combined with the General Fund for financial Statement purposes.

Appendix A: Appendix and Glossary of term

GENERAL INFORMATION





CITY MANAGER'S BUDGET MESSAGE

RESERVED FOR CITY MANAGER'S BUDGET MESSAGE

CITY OF NORTH MIAMI BEACH, FLORIDA

STRATEGIC PLAN

FISCAL YEAR ENDING SEPTEMBER 30, 2020

City of
North Miami Beach:
**Strategic
Plan**

One Vision • One Mission
 One City

VISION

NORTH MIAMI BEACH

- ...will be a beautiful and safe residential community in South Florida.
- ...will have opportunities for active and healthy living and convenient mobility.
- ...will have a vibrant “Downtown” and thriving major corridors.

MISSION

The **MISSION** of the North Miami Beach City Government is to provide:

Excellent municipal services in a
financially responsible and environmentally conscious manner,
while engaging our residents

GOALS

- Financially Sound
- Place to Live: Beautiful, Safe and Livable
- High Performing City Organization Providing Great Customer Services
- Revitalized Downtown and Major Corridors



GOVERNMENT FINANCE OFFICERS ASSOCIATION

*Distinguished
Budget Presentation
Award*

PRESENTED TO

**City of North Miami Beach
Florida**

For the Fiscal Year Beginning

October 1, 2018

Christopher P. Morill

Executive Director

CITY OF NORTH MIAMI BEACH, FLORIDA

CITY PROFILE

FISCAL YEAR ENDING SEPTEMBER 30, 2020

The mission of the North Miami Beach City Government is to provide excellent municipal services in a financially responsible and environmentally conscience manner while engaging our residents.



Mayor Anthony F. DeFillipo



Commissioner Phyllis S. Smith



Commissioner Barbara Kramer



Commissioner McKenzie Fleurimond



Commissioner Fortuna Smukler



Commissioner Paule Villard



Commissioner Michael Joseph

CITY OF NORTH MIAMI BEACH, FLORIDA

CITY PROFILE

FISCAL YEAR ENDING SEPTEMBER 30, 2020

The City of North Miami Beach was incorporated on October 4, 1926 and operates under a Commission-Manager form of government. The City Commission is comprised of the Mayor and six Commissioners. Together they are responsible for enacting ordinances, resolutions and regulations governing the City as well as appointing the members of various advisory boards, the City Manager, City Attorney and City Clerk. As Chief Administrative Officer, the City Manager is responsible for the enforcement of laws and ordinances and appoints and supervises the department directors of the City.

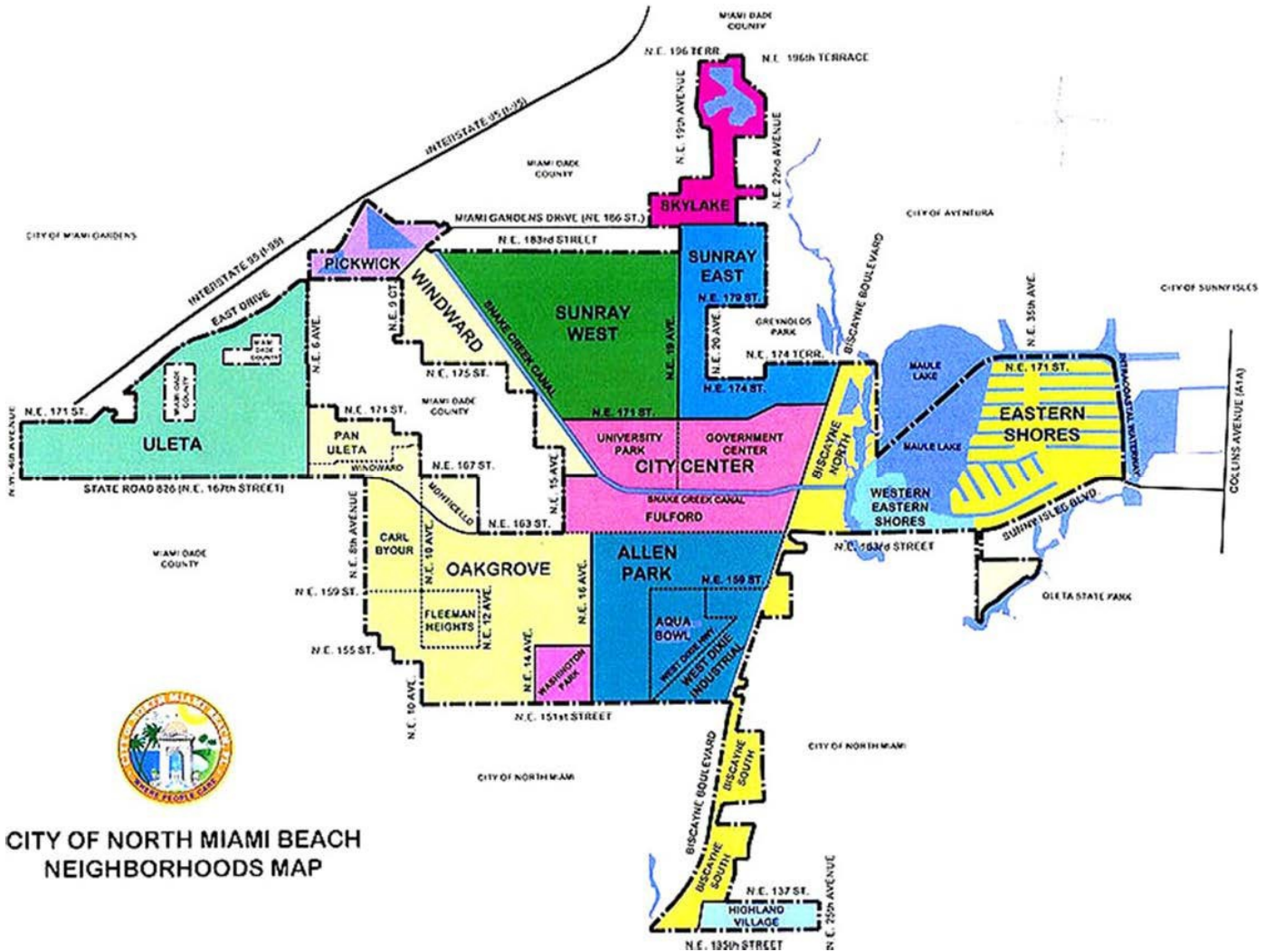
The City of North Miami Beach is a first-tier suburb covering an area of five and one third square miles located in northeastern Miami-Dade County, which is in the southeastern part of Florida. Located midway between Miami and Fort Lauderdale with excellent regional highway access, it is primarily a residential and shopping community. A variety of diverse dining opportunities exist in the City, including various waterfront dining options. Single-family and multi-family residential uses amount to 38 percent and 12 percent, respectively, of the City's land area. Commercial uses represent 15 percent of the City's land area. Industrial development occupies five percent of the City's land area. Actual manufacturing activities are limited to a few small fabricating enterprises. Recreational uses represent 10 percent of the City's land area. Oleta State Park, Miami Dade County's Greynolds Park and the clear, blue waters of the Atlantic Ocean are a short bike ride away. The City of North Miami Beach is home to a campus of Nova Southeastern University as well as ASA College. Florida International University is a short 5- minute commute from the City. The remaining land area is occupied by schools, places of worship and other related establishments.



CITY OF NORTH MIAMI BEACH, FLORIDA

CITY PROFILE

FISCAL YEAR ENDING SEPTEMBER 30, 2020



The City of North Miami Beach has a tropical climate typical of Miami and the rest of the surrounding South Florida metropolitan area. Summers are hot and humid with high temperatures averaging between 87° and 91°. Winters are mild, with low temperatures ranging from 57° to 64°. The City's wet season lasts from May to October.

During the warm season, which lasts from the end of May to the beginning of October, there is a 61% average chance that precipitation will occur. When precipitation does occur, it is most often in the form of thunderstorms (39%), heavy rain (26%), light rain (23%), and moderate rain (12%). During the cold season, which lasts from December to March, there is a 28% average chance that precipitation will be observed at some point during a given day. When precipitation does occur, it is most often in the form of light rain (58%), heavy rain (18%), moderate rain (17%), and thunderstorms (7%).

Hurricane season starts June 1st and lasts until November 30th.

CITY OF NORTH MIAMI BEACH, FLORIDA

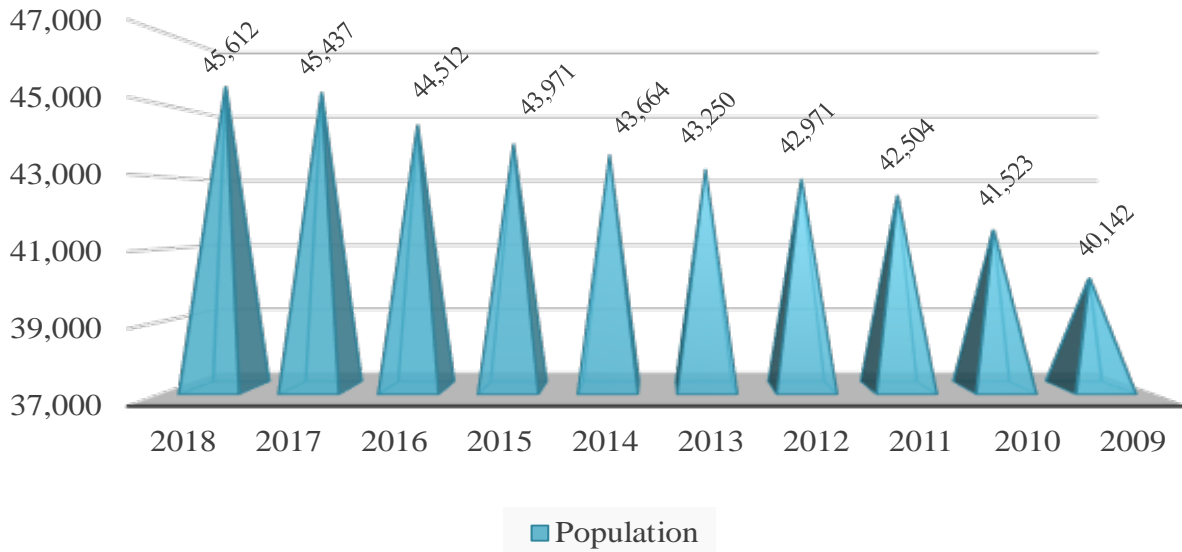
CITY PROFILE

FISCAL YEAR ENDING SEPTEMBER 30, 2020

City of North Miami Beach Demographics

According to the State of Florida Office of Economic and Demographic Research, the population of the City is 45,612 as of April 1, 2018. The following graph displays the population changes over the past ten years.

Population Trend



Comparisons between the City of North Miami Beach and the State of Florida reveal several characteristics of the City. The City is a densely and diverse population. This diversity is celebrated in the uniqueness of shops, dining opportunities and personalities experienced when enjoying the parks or local businesses. With the median income below the State average, housing prices, while increasing in value over the past few years, are largely affordable compared to elsewhere in Miami Dade County.

Population Comparisons	City	State
Population Density	8,602	351
Male population	48.3%	48.9%
Female population	51.7%	51.1%
Married population	50.9%	55.4%
Foreign born	51.3%	20.2%
Median Age	38.5	41.8
Owner-occupied units	52.6%	64.8%
Average household size	3.12	2.64
Median household income	\$40,316	\$ 50,883
Below poverty level	15.9%	15.5%

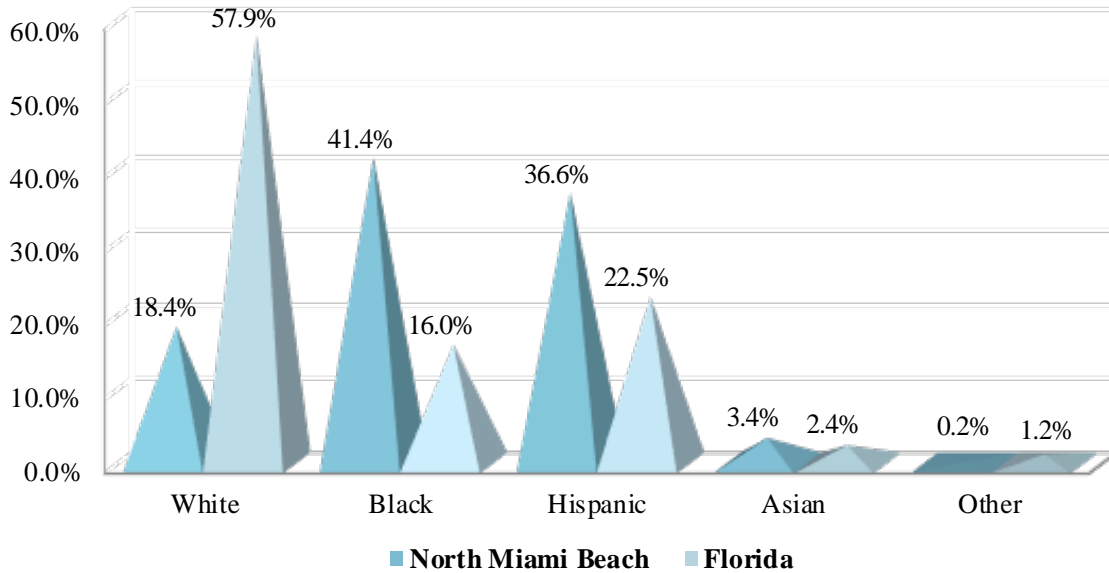
Source: US Census Bureau

CITY OF NORTH MIAMI BEACH, FLORIDA

CITY PROFILE

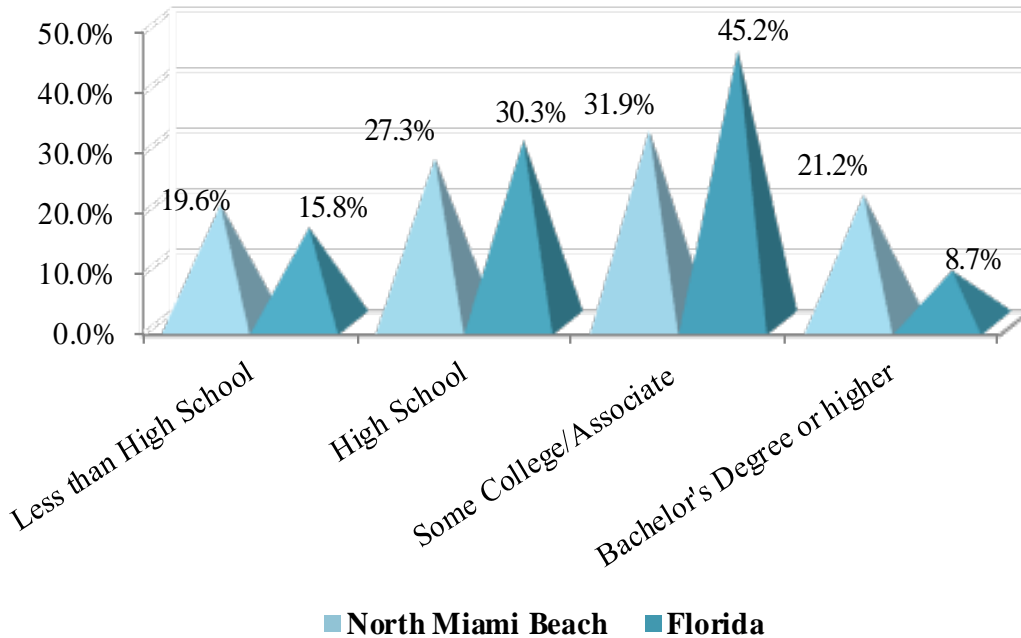
FISCAL YEAR ENDING SEPTEMBER 30, 2020

Ethnicity



Source: U.S. Census Bureau

Education



Source: U.S. Census Bureau

CITY OF NORTH MIAMI BEACH, FLORIDA

CITY PROFILE

FISCAL YEAR ENDING SEPTEMBER 30, 2020

The City's principal employers are consistent with the residential nature of the area.

<u>Employer</u>	<u>Number of Employees</u>	<u>Employer</u>	<u>Number of Employees</u>
Jackson North Medical Center	1121	Regal Home Services	175
City of North Miami Beach	471	Target	172
Waste Management of Dade County	370	Publix	129
Bryant Security Corporation	279	TGIF Fridays	110
IPIC Theaters	250	Apex Buildings	100

Source: City of North Miami Beach Comprehensive Annual Financial Report
for the Fiscal Year Ended September 30, 2018

The City of North Miami Beach provides a full range of municipal services for its citizens. These include public safety (fire protection is provided by Miami-Dade County), water, sewer, and stormwater utilities, sanitation services, public works, parks and recreation facilities, public library, code compliance, planning and zoning, and economic development.

Parks and Recreational Facilities

The City operates and maintains numerous parks and the following community facilities:

Allen Park/DeLeonardis Youth Center	Julius Littman Performing Arts Theater
Highland Village Community Center	Senator Gwen Margolis Amphitheater
Marjorie & William McDonald Center	Hazel Fazzino Park
Ronald A. Silver Youth Enrichment (YES) Center	Victory Pool Family Aquatic Center & Park
Uleta Park Pool and Community Center	Judge Arthur I. Snyder Tennis Center
Melissa 'Missy' Williams/Washington Park Pool and Community Center	Challenger Park/All Wars Memorial Complex
	Patricia A. Mishcon Athletic Field
	Snake Creek Canal Bike Path/Linear Park

Public Schools

Miami-Dade Public Schools located in the City and in close proximity include:

North Miami Beach Senior High	Greynolds Park Elementary
John F. Kennedy Middle School	Madie Ives Community Elementary
Linda Lentin K-8 Center	Sabal Palm Elementary
Fulford Elementary	Ojus Elementary School

CITY OF NORTH MIAMI BEACH, FLORIDA

CITY PROFILE

FISCAL YEAR ENDING SEPTEMBER 30, 2020

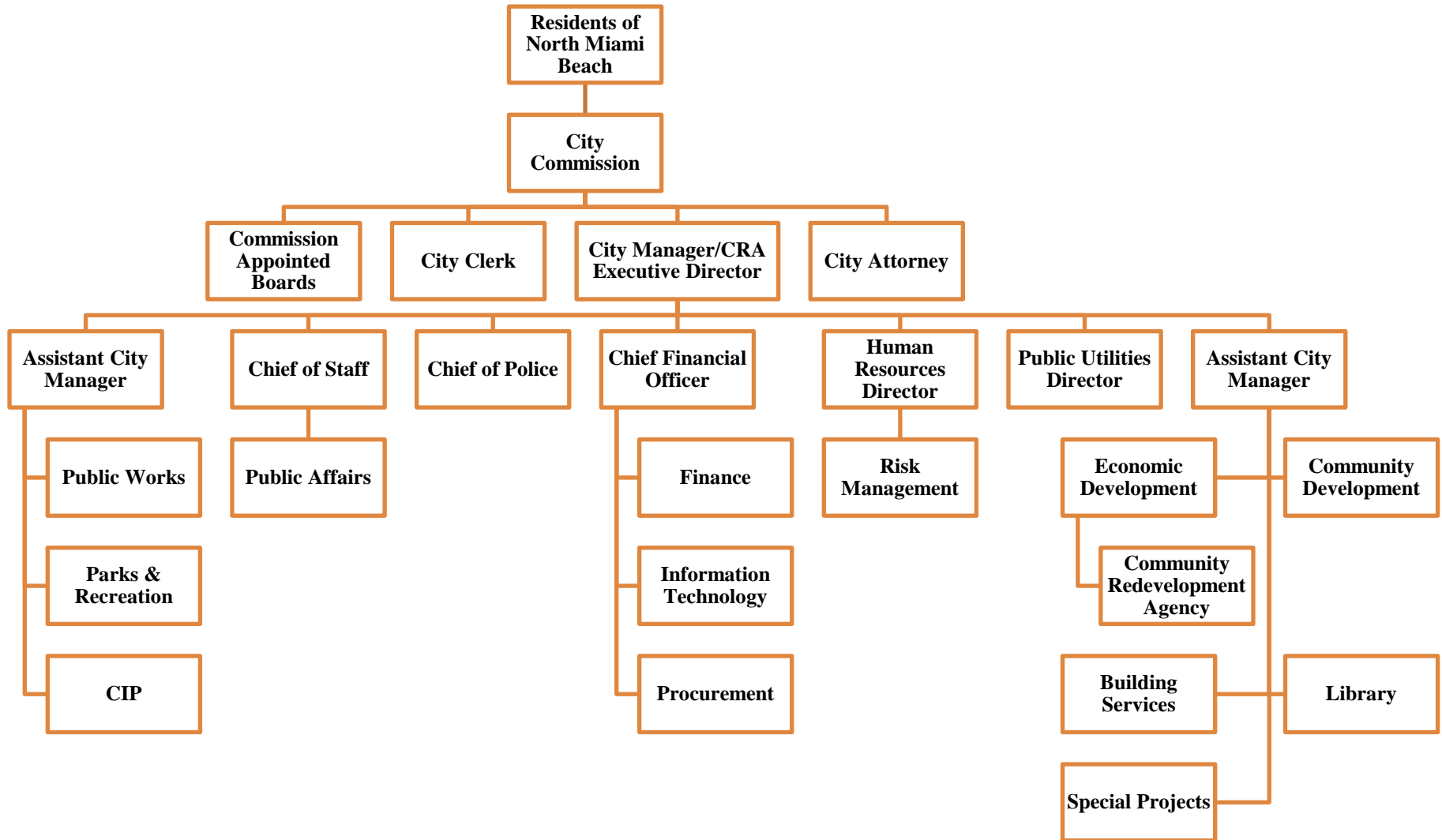
The *North Miami Beach Community Redevelopment Agency (CRA)* was created by the Mayor and City Commission on December 21, 2004 by adopting a resolution declaring the Mayor and City Commission to be the Agency in accordance with Section 163.357 of the Florida Statutes under the Community Redevelopment Act of 1969, enacted by the Florida Legislature. The City Commission acts as the CRA's board of Directors, the Mayor its Chairman, and the City Manager its Executive Director. The purpose of the CRA is the elimination and prevention of blight conditions within the designated community redevelopment area. The CRA is a special revenue fund of the City of North Miami Beach and, therefore, has been included as a blended component unit and integral part of the attached budget.



CITY OF NORTH MIAMI BEACH, FLORIDA

ORGANIZATION CHART

FISCAL YEAR ENDING SEPTEMBER 30, 2020



CITY OF NORTH MIAMI BEACH, FLORIDA

STAFFING SUMMARY

FISCAL YEAR ENDING SEPTEMBER 30, 2020

DEPARTMENT / FUND	FY 2018 ADOPTED BUDGET	FY 2019 ADOPTED BUDGET	FY 2020 ADOPTED BUDGET
Mayor & Commission	0	0.3	1.5
City Clerk	4	4	4
City Attorney	6	5	5
City Manager	4.5	5	7.25
Public Affairs and Community Engagement	5	2.7	2.5
Procurement	4	4	4
Community Development	5	4.75	5
Business Tax Receipts (BTR)	2	2	2
Code Enforcement	6	6.25	6
Human Resources/Risk Management	8	8	8
Finance (including grants)	12	13	14
Police (including grants/LETF)	148	148	151
Library	8	8	9
Parks & Recreation	29	29	31
Public Works (including CITT)	35	37.5	37.5
Community Redevelopment Agency	1	1	1.75
Stormwater Fund	5.5	5.5	5
Water Fund/Wastewater Fund	4	4	9
Building Permit Fund	14.5	14	15
Solid Waste Fund	13.5	14	14.5
Information Technology	8	8	8
TOTAL	323	324	341

Notes

Changes in staffing levels from Fiscal Year 2019 to Fiscal Year 2020 include:

Mayor and Commission - One Public Works position reclassified to Aide to Mayor and Commission

City Manager's Office - New Chief Financial Officer position

One Public Works position reclassified to Special Projects Manager

New Economic Development Director - 25%

Finance - transfer of one Parks position

Police - Three new positions to address Community Policing initiatives

Library - One new Professional Librarian II position

Parks & Recreation - New Trades Worker Position

New Municipal Service Worker Position

New Stage Coordinator

Public Works - Two new utility workers to replace reclassified positions Community

Redevelopment Agency - New Economic Development Director - 75%

Stormwater - Public Works Director salary split with Solid Waste instead of Stormwater

Water/Wastewater - New Administrative Assistant III position

New Construction Manager position

New Preconstruction Design Manager position

New Financial Manager

New Finance Coordinator

Building Permit - New Chief Electrical Inspector added via FY 2019 budget amendment

Solid Waste - Public Works Director salary split with Solid Waste instead of Stormwater

CITY OF NORTH MIAMI BEACH, FLORIDA

CITY ORGANIZATION

FISCAL YEAR ENDING SEPTEMBER 30, 2020

The City’s organization chart and staffing summary represent management’s interpretation of the labor elements necessary to implement the directives and guidance provided by the Mayor and Commission. That guidance has been formed into a strategic plan that details the Commission’s Vision and Priorities. The plan is further refined into a set of goals and initiatives that can be converted into measurable actions. Those actions are then implemented and monitored to determine the progress toward achievement of those goals. The following chart contains a list of the Commission priorities and the departments that are taking action to achieve the desired goal.

Fund Type	Departments	Financially Sound City Government	The Placeto Live: Beautiful, Safe and Livable	High Performing City Organization Providing Great Customer Services	Revitalized Downtown and Major Corridors
General Fund	Mayor & Commission	X	X	X	X
General Fund	City Clerk	X		X	
General Fund	City Attorney	X		X	
General Fund	City Manager	X	X	X	X
General Fund	Public Affairs	X	X	X	
General Fund	Procurement	X		X	
General Fund	Community Development	X	X	X	X
General Fund	Human Resources & Risk Management	X		X	
General Fund	Finance	X		X	
General Fund	Police	X	X	X	
General Fund	Library	X	X	X	
General Fund	Parks and Recreation	X	X	X	
General Fund	Public Works	X	X	X	X
Special Revenue Fund	CRA	X	X	X	X
Enterprise Fund	Stormwater	X	X	X	
Enterprise Fund	Water	X	X	X	
Enterprise Fund	Wastewater	X	X	X	
Enterprise Fund	Building Permit Fund	X	X	X	
Enterprise Fund	Solid Waste	X	X	X	
Internal Service Fund	Information Technology	X	X	X	



BUDGET OVERVIEW



CITY OF NORTH MIAMI BEACH, FLORIDA

BUDGET OVERVIEW

FISCAL YEAR ENDING SEPTEMBER 30, 2020

A budget is a financial plan that allocates resources to deliver priority services, facilities and equipment. Budgeting is an extensive process that results in a budget document, an accounting ledger, a spending plan and a system to review progress in meeting goals and to define and quantify new and updated goals.

The approved budget document is the City's spending policy created through recommendations by the City Manager to the Mayor and Commission. The Commission and the City Manager have been engaged in ongoing dialogue about services throughout the year. Additionally, the community is engaged through a series of budget workshops and budget hearings where Commission provides budgetary instructions in advance of formal budget presentation. The City Manager and team develop the budget to meet the goals, objectives and strategies expressed by the Commission who represent the interests of all City residents and businesses. Upon adoption by Commission, which is the only body that can make it law, the City Manager is authorized to make certain expenditures in order to accomplish the goals established by the Commission.

Certain steps are common to sound budgeting processes:

- Policy Development
- Financial Planning
- Service or Operations Planning and
- Communications

Operating budgets for all funds adhere to the modified accrual basis of accounting. In accordance with this convention, recognition of revenues occurs when they become available and measurable. Expenses are recognized in the period goods and services are received or when liabilities have been incurred. Expenditures for capital outlay are budgeted rather than depreciation expense. Likewise, debt issuance is recognized as revenue and debt service payments as expenses. Unrestricted net assets/unreserved fund balances (residual liquid assets resulting from prior operations) are appropriated when necessary and included as revenue on a budgetary basis but are eliminated for financial reporting.

The City adopts a balanced budget so that expenditures approved for City purposes will not exceed the estimate of income expected from all sources, including available balances from prior years. This policy applies to expenditures and revenues within each fund, such that each fund is a self-balancing set of accounts.

Budgetary control is legally maintained at the department level. The City Manager is authorized to amend, modify, or otherwise adjust the City's annual budget in accordance with the spending limitations as established by Chapter 3 *Purchasing* of the North Miami Beach Code of Ordinances pursuant to the Budget Resolution. Other amendments to the budget require authorization by the City Commission. The City's united approach to tasks to be performed during the fiscal year is based on the vision, mission and goals as laid out in this adopted plan and is evidenced in every project, initiative, and line item.

CITY OF NORTH MIAMI BEACH, FLORIDA
ANNUAL BUDGET PROCEDURES AND CALENDAR

FISCAL YEAR ENDING SEPTEMBER 30, 2020

Florida Statutes (Chapter 200.65), known as TRIM (Truth In Millage) require that all city governments prepare, approve, adopt and execute an annual budget for such funds as may be required by law or by sound financial practices and generally accepted accounting principles. Accordingly, the following procedures have been established for budget adoption:

Truth In Millage

The City is required to hold two public hearings for adoption of a property tax rate and budget. The first public hearing is advertised by the Property Appraiser mailing to each property owner a TRIM notice. In addition to notification of this first public hearing, the TRIM notice contains the following information:

1. Prior year millage rate.
2. Current year proposed millage rate.
3. Current year rolled-back rate.
4. The date, time and meeting place of the Tentative Budget Hearing.

The second public hearing is advertised by means of a newspaper advertisement summarizing the revenues and expenditures in the budget tentatively approved at the first public hearing.

The calendar represents the annual budget process as previously described.

- | | |
|--------------------|---|
| April | Departments submit operating and 5-year capital improvement projects budget requests to the Finance Department |
| May | Departmental meetings with Finance and the Budget Review Committee to review and revise budget requests. |
| June | Final adjustments are made and the proposed balanced budget is submitted to the City Manager for final review. |
| July/August | The proposed operating and 5-year capital improvement projects budgets are presented to Mayor and Commission through a series of public workshops. The workshops were held on July 22nd, August 5th and 21th, 2019. |
| September | Two budget hearings are conducted to set the millage rate and adopt the budget. |
| October | The adopted budget becomes effective on the first. Compliance with Chapter 200, F.S. is certified to the Florida Department of Revenue. |

**Public hearings on the Fiscal Year 2020 budget were held in Commission Chambers on
September 3, 2019 at 6:00 PM and September 17, 2019 at 6:00 PM.**

CITY OF NORTH MIAMI BEACH, FLORIDA

BASIS OF ACCOUNTING AND BUDGETING

FISCAL YEAR ENDING SEPTEMBER 30, 2020

Basis of Accounting & Budgeting

The City uses funds and account groups to report on its financial position and the results of its operations. Fund accounting is designed to demonstrate legal compliance, and to aid financial management by segregating transactions related to certain government functions or activities.

A fund is defined by Generally Accepted Accounting Principles (GAAP) as "a fiscal and accounting entity with a self-balancing set of accounts recording cash and other financial resources, together with all related liabilities and residual equities and balances, and changes therein, which are segregated for the purpose of carrying on specific activities or attaining certain objectives in accordance with special regulations, restrictions, or limitations."

Funds are classified into three categories: governmental, proprietary, and fiduciary. Each category, in turn is divided into separate "fund types."

Governmental funds are used to account for all or most of a government's general activities, including the collection and disbursement of earmarked monies (special revenue funds), the acquisition or construction of general fixed assets (capital project funds) and the servicing of long-term debt (debt service funds). The general fund is used to account for all activities of the general government not required to be accounted for in another fund.

Proprietary funds are used to account for activities similar to those found in the private sector, where the determination of net income is necessary or useful to sound financial administration. Goods or services from such activities can be provided either to outside parties (enterprise funds) or to other departments or agencies primarily within the government (internal service funds).

Fiduciary funds are used to account for assets held on behalf of outside parties, including other governments or on behalf of other funds within the government. When these assets are held under the terms of a formal trust agreement, the fiduciary funds are classified as pension trust funds, nonexpendable trust funds or expendable trust funds. The terms "nonexpendable" and "expendable" refer to whether or not the government is under an obligation to maintain the trust principal. Agency funds generally are used to account for assets that the government holds on behalf of others as their agent. The City does not adopt budgets for any Fiduciary funds.

All governmental fund types, expendable trust funds and agency funds use the modified accrual basis of accounting. Under the modified accrual basis of accounting, revenues are recognized when susceptible to accrual (i.e., when they become both measurable and available). "Measurable" means the amount of the transaction can be determined and "available" means collectible within the current period or soon enough thereafter to be used to pay liabilities of the current period. Expenditures, other than interest on long-term debt, are recorded when the liability is incurred.

CITY OF NORTH MIAMI BEACH, FLORIDA

FUND DESCRIPTIONS

FISCAL YEAR ENDING SEPTEMBER 30, 2020

Fund Descriptions

The City uses the following fund types:

GOVERNMENTAL FUND TYPES

Governmental Funds are those through which most governmental functions of the City are financed. The acquisition use and balances of the City's expendable financial resources and the related liabilities (except those accounted for in proprietary funds) are accounted for through governmental funds. The measurement focus is upon determination of changes in financial position, rather than upon net income determination. The following are the City's governmental fund types that are budgeted:

General Fund - The General Fund is the City's primary operating fund. It accounts for all of the financial resources of the general government, except for those required to be accounted for in another fund.

Special Revenue Funds - Special Revenue Funds are used to account for the proceeds of specific revenue sources (other than expendable trusts, or major capital projects) that are legally restricted to expenditures for specified purposes. The City budgets the following Special Revenue Funds:

Governmental Impact Fees - This fund represents revenues from charges imposed on new development representing a total or partial reimbursement for the cost of additional public safety, beautification and Parks and Recreation facilities or services necessary as the result of new development. This fund is combined with the General Fund for financial statement presentation.

Transit Surtax Fund - This Fund receives revenues based on a one half of one percent discretionary sales surtax on all transactions occurring in Miami-Dade County. Sales, use, rentals, admissions and other transactions are subject to the state tax. Surtax proceeds may only be expended for transportation and transit purposes.

Community Redevelopment Agency (CRA) - This fund is a blended component unit and exists to account for monies received from Tax Increment Financing (TIF) from the City of North Miami Beach and Miami-Dade County to eliminate slum and blight conditions in the area designated as the CRA which was created in 2004 in accordance with Section 163.357, Florida Statutes under the Community Redevelopment Act of 1969.

The City does not budget the following Special Revenue Funds:

Grants Fund – This fund is an accumulation of the various federal, state and local grants the City receives. Grants maintain individual budgets and are not a part of the annual budget process.

CITY OF NORTH MIAMI BEACH, FLORIDA

FUND DESCRIPTIONS

FISCAL YEAR ENDING SEPTEMBER 30, 2020

Fund Descriptions (continued)

GOVERNMENTAL FUND TYPES (continued)

Special Revenue Funds (continued)

Forfeitures Fund -This fund is used to account for monies received from federal and state sources that consist of asset sharing of properties seized as a result of a criminal violation. Expenditures are made for specific qualifying law enforcement programs, in accordance with the State of Florida Statutes, Chapter 932; The United States Department of Justice and the United States Department of the Treasury publication, *Guide to Equitable Sharing for State, Local, and Tribal Law Enforcement Agencies*. It is unlawful to budget Equitable Sharing revenues. Commission appropriates funds based on requests by the Chief of Police.

Debt Service Funds – Debt Service Funds are used to account for the resources accumulated and payments made for principal and interest on long-term debt obligations of governmental funds. The debt service funds have been combined for presentation in this document. The Series 2007A is combined with the CRA for financial statement presentation.

The City budgets for the following Debt Service Funds:

Series 2011 – This fund is used to account for the principal and interest payments relating to the \$14,835,000 promissory note issued to defease the Series 2000B bonds originally issued to fund improvements related to the 'Proud Neighborhood' plan. This is a general obligation bond funded by a voted debt millage.

Series 2011	<u>Principal</u>	<u>Interest</u>	<u>Total</u>
2020	\$ 680,000	\$ 524,704	\$ 1,204,704
2021	720,000	490,758	1,210,758
2022	760,000	454,872	1,214,872
2023	800,000	417,047	1,217,047
2024-2028	4,720,000	1,440,266	6,160,266
2029-2031	3,480,000	258,957	3,738,957
	<u>\$ 11,160,000</u>	<u>\$ 3,586,604</u>	<u>\$ 14,746,604</u>

CITY OF NORTH MIAMI BEACH, FLORIDA

FUND DESCRIPTIONS

FISCAL YEAR ENDING SEPTEMBER 30, 2020

Fund Descriptions (continued)

GOVERNMENTAL FUND TYPES (continued)

Debt Service Funds (continued)

Series 2012 – This fund is used to account for the debt service of the \$8,190,000 promissory note issued to defease the Series 2002A Series Capital Appreciation and Term Bonds. The 2002A bond proceeds were used to defease the Series 1994 bonds originally issued to fund the expansion of the police station and various neighborhood improvements. This is a general obligation bond funded by a voted debt millage.

Series 2012	<u>Principal</u>	<u>Interest</u>	<u>Total</u>
2020	\$ 705,000	\$ 92,524	\$ 797,524
2021	720,000	74,702	794,702
2022	730,000	56,500	786,500
2023	745,000	38,046	783,046
2024	<u>760,000</u>	<u>19,212</u>	<u>779,212</u>
	<u>\$ 3,660,000</u>	<u>\$ 280,984</u>	<u>\$ 3,940,984</u>

Series 2013 – This fund is used to account for the principal and interest payments relating to the \$3,635,000 Transit System Surtax Refunding Revenue Note, Series 2013. The proceeds were used to refund Series 2003B bonds which were issued to fund various transit/transportation related projects. Transit System Surtax revenue is pledged to fund this debt issue.

2013 Series	<u>Principal</u>	<u>Interest</u>	<u>Total</u>
2020	<u>\$ 620,000</u>	<u>\$ 6,448</u>	<u>\$ 626,448</u>

Series 2015 – This fund is used to account for the principal and interest payments relating to the City's \$225,577 portion of the Florida Municipal Loan Council Revenue Bonds, Series 2005C that was refunded with a “Bank Qualified” fixed rate bank loan in April of 2015. The 2005C bond proceeds were used to defease the Series 2000A bonds originally issued to fund the bike path, street improvements, lighting and traffic calming devices. This debt issue is funded by general revenues.

2015 Series Capital	<u>Principal</u>	<u>Interest</u>	<u>Total</u>
2020	<u>\$ 25,116</u>	<u>\$ 372</u>	<u>\$ 25,488</u>

CITY OF NORTH MIAMI BEACH, FLORIDA

FUND DESCRIPTIONS

FISCAL YEAR ENDING SEPTEMBER 30, 2020

Fund Descriptions (continued)

GOVERNMENTAL FUND TYPES (continued)

Debt Service Funds (continued)

Series 2007A – This fund is used to account for the principal and interest payments relating to a \$3,000,000 CRA loan. The bond proceeds were used to fund infrastructure improvements in the CRA area. TIF revenue is pledged to fund this debt issue.

Series 2007A	<u>Principal</u>	<u>Interest</u>	<u>Total</u>
2020	\$ 166,667	\$ 35,144	\$ 201,811
2021	166,667	30,211	196,878
2022	166,667	25,279	191,946
2023	166,667	20,346	187,013
2024-2027	<u>583,331</u>	<u>32,369</u>	<u>615,700</u>
	<u>\$ 1,249,999</u>	<u>\$ 143,349</u>	<u>\$ 1,393,348</u>

Capital Project Funds - Capital Project Funds are used to account for the acquisition or construction of capital assets. The City budgets for the following Capital Project Fund:

Alley Restoration Program – This fund is used to account for improvements to the City's alley infrastructure in order to facilitate traffic flow of solid waste equipment, stormwater run-off and trash collection.

CITY OF NORTH MIAMI BEACH, FLORIDA

FUND DESCRIPTIONS

FISCAL YEAR ENDING SEPTEMBER 30, 2020

Fund Descriptions (continued)

PROPRIETARY FUND TYPES

Proprietary Funds are used to account for the City's activities that are similar to those often found in the private sector. The measurement focus is upon determination of net position. Goods or services from such activities can be provided either to other departments or agencies primarily within the government (Internal Service Funds) or to outside parties (Enterprise Funds).

The City budgets for the following Enterprise Funds:

The City's Utility Enterprise Funds: Stormwater, Water, Wastewater, and Solid Waste which provide full service utility services to the community. Revenues are derived from charges to customers and expenditures are made for payroll and cost of operations, as well as capital expenditures.

The Building Permit Fund – This fund accounts for activities as they relate to the issuance of building permits to residences and businesses within the City.

The Proprietary Impact Fees Funds - These funds represent revenues from charges imposed on new development. Such charges represent a total or partial reimbursement for the cost of additional water and wastewater facilities or services necessary as the result of new development. These funds are combined for presentation in this document and are combined with the Water and Wastewater Funds as appropriate for financial statement presentation.

The City budgets for the following Internal Service Funds:

Internal Service Funds are used to account for operations that provide a service to other departments within the City. The costs of centralized services are allocated among the various departments. The City budgets the following internal service funds: Self Insurance, Workers' Compensation, and Information Technology. The Self-Insurance Fund and the Workers' Compensation Fund are combined with the General Fund for financial statement presentation.

CITY OF NORTH MIAMI BEACH, FLORIDA

FINANCIAL POLICIES

FISCAL YEAR ENDING SEPTEMBER 30, 2020

Capitalization Policy

Capital assets are defined by the City as assets with an initial, individual cost of more than \$1,000 for tangible capital assets, \$30,000 for software and \$75,000 for easements. Outlays for capital assets and improvements including design, engineering, installation and similar costs are budgeted in all funds. Periodically throughout the year, capital outlay accounts in the proprietary funds are transferred into capital asset accounts. Available budget amounts are not restored during this process. Capital assets are depreciated using the straight-line method over the following useful lives:

<u>Asset</u>	<u>Years</u>
Buildings and utility plant	30-50
Improvements other than buildings	20
Furniture, fixtures, machinery and equipment	5-10
Infrastructure	30

Depreciation and amortization expenses are not included in the operational budgets because they are non-cash transactions.

Reserve Policy

It is the City's policy to maintain an amount equal to at least ten percent of total budgeted revenues of the General Fund as originally adopted as unassigned fund balance in the General Fund. The Unassigned fund balance represents the funds available to balance future budgets. Reserve amounts may be included in the operational budgets of the Water and Wastewater Funds to provide for future repair, replacement and improvement needs of the utilities.

Contingency amounts can be included in the operational budgets of the various funds to provide for unexpected and emergency purchases during the fiscal year.

Investment Policy

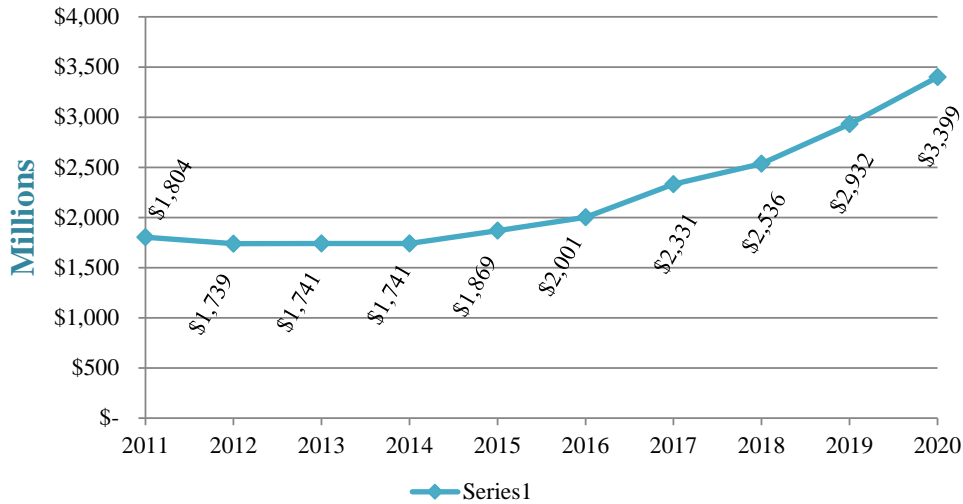
The City's investment policy was designed to safeguard the City's surplus funds, provide for the availability of operating and capital funds when needed, and promote an investment return competitive with comparable funds and financial market indices. In an effort to accomplish these objectives, the investment policy identifies various portfolio parameters addressing classes of investment instruments, issue diversification, maturity and duration limits, investment ratings and liquidity. In addition, in accordance with Section 218.415, Florida Statutes, the City's investment policy applies to all cash and investments held or controlled by the City not otherwise classified as restricted assets requiring segregation.

CITY OF NORTH MIAMI BEACH, FLORIDA

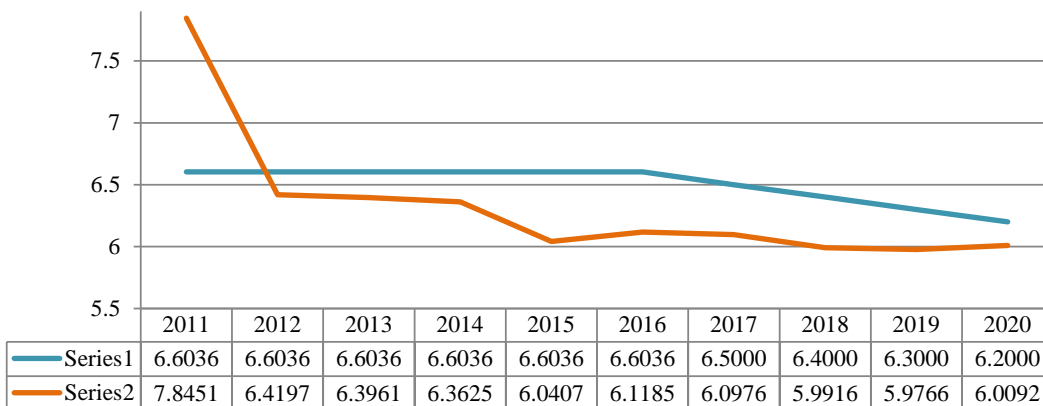
REVENUE FORECASTING

FISCAL YEAR ENDING SEPTEMBER 30, 2020

During budget development, the City forecasts revenues using a variety of techniques. Many of the revenue estimates are provided to the City by outside entities, such as Miami-Dade County, in the case of the taxable property values upon which the City's millage rate will be applied; and the State of Florida in the case of revenues that are collected by the State and allocated to the various counties and municipalities. Examples of those revenue sources are state shared sales taxes, communication services taxes and local option gas taxes. Another technique used to forecast revenues is to examine the trend of the revenue stream over the past several years. This is a useful technique for franchise fees and utility taxes. The final forecasting method bases the revenue on estimated usage of an item or service. This technique is useful for estimating charges for services and licenses and permits. The following graphs display the trends of taxable property values and millage rates over the past eight years.



Millage Rate Comparison



FINANCIAL SCHEDULES



CITY OF NORTH MIAMI BEACH, FLORIDA

MAJOR REVENUE SOURCES

FISCAL YEAR ENDING SEPTEMBER 30, 2020

GOVERNMENTAL FUNDS

General Fund

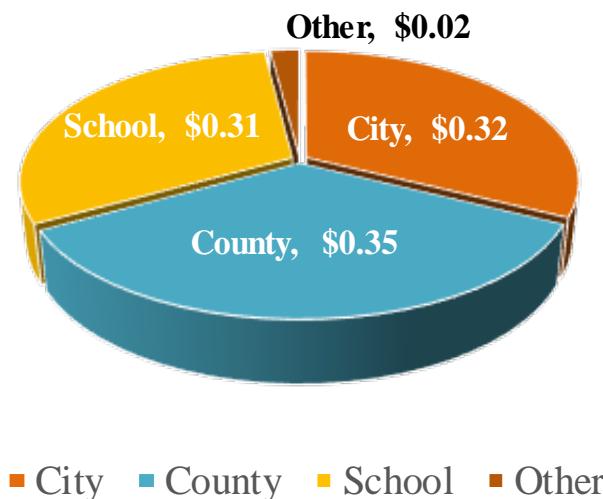
Ad Valorem Property Taxes

The City's property tax is levied every October 1st, on the assessed value listed as of the prior January 1, for all real and personal property located in the City. Property taxes are based on a millage rate (one mil is the equivalent of \$1 per \$1,000 of assessed value or 0.001), which is applied to the total taxable value of all real property and certain tangible personal property. The Miami-Dade County Property Appraiser establishes assessed values and delivers the Certified Taxable Value of each property to the City on or before July 1st of each year. The gross taxable value on January 1, 2019, upon which the 2019-2020 levy was based, is approximately \$3.4 billion.

Depending upon policies established by the City Commission, revenue from Ad Valorem taxes may be used to fund both operating costs and capital projects. The City is permitted by state law to levy taxes up to 10 mils of assessed valuation for the General Fund. State constitutional provisions exist for raising the millage rate above the 10-mil cap by local referendum and for debt service or provision of municipal-type services within the City. The City Manager's proposed operating millage rate for Fiscal Year 2020 is 6.2000 per \$1,000 of taxable value which 0.1000 less than the prior fiscal year's operating millage rate. The proposed debt service millage rate is 0.6194 per \$1,000 of taxable value which is a reduction of 0.0964 from Fiscal Year 2019 debt service millage rate of 0.7158.

Besides the City of North Miami Beach, other agencies levy taxes on the property values established by the Property Appraiser. The following graph displays the allocation of property taxes levied by the various agencies for the previous fiscal year.

Allocation of Ad valorem Taxes



CITY OF NORTH MIAMI BEACH, FLORIDA

MAJOR REVENUE SOURCES

FISCAL YEAR ENDING SEPTEMBER 30, 2020

GOVERNMENTAL FUNDS (continued)

General Fund (continued)

Other Taxes

This line item includes Local Option Gas Taxes, Communication Services Taxes, and Franchise Fees among others. In addition, the General Fund receives 10% of net utility revenues in the form of utility service taxes as authorized by the Florida Constitution under home rule authority.

Licenses and Permits

The City charges its customers a fee to operate a business within the City of North Miami Beach city limits. Also, included are charges for construction permits.

Intergovernmental Revenues

Intergovernmental Revenues are assessed and collected by the State of Florida then allocated and returned to the municipalities and counties. The largest portion of State Shared Revenues is sales tax. The current sales tax rate in Miami-Dade County, Florida is 7.0% and is levied upon retail and motor vehicle sales, rental property, and administration fees to entertainment facilities.

Charges for Services

This line item includes rentals of park facilities, proceeds from admissions to special events, tuition for summer camps, fees charged for public records and public hearings, off duty police officers and similar charges for the performance of specific tasks or the production of specific documents.

Fines and Forfeitures

These revenues reflect the collection of various fines such as those imposed for traffic tickets, parking tickets and code enforcement actions.

Other Revenue

Revenues under this line item include lease payments on rental property, proceeds from certain insurance, legal and negotiated settlements, investment income and other miscellaneous revenue.

Interfund Transfers

Unless otherwise noted transfers are made from the enterprise funds to the General Fund to cover the enterprise fund's proportionate share of costs related to administrative services provided by the General Fund.

CITY OF NORTH MIAMI BEACH, FLORIDA

MAJOR REVENUE SOURCES

FISCAL YEAR ENDING SEPTEMBER 30, 2020

Special Revenue Funds

Governmental Impact Fees

The city collects these fees during the building permit process. A multiplier of the building square footage is charged to mitigate the impact from new developments. Separate impact fees are charged for Public Safety and Parks and Recreation.

Transit Surtax Fund

Revenues for the fund are based on a one half of one percent discretionary sales surtax on all transactions occurring in Miami-Dade County. Sales, use, rentals, and admissions are subject to the tax. Surtax proceeds may only be expended for transportation and transit purposes.

Community Redevelopment Agency

The CRA is funded using tax increment financing (TIF) which is derived from a portion of county and city ad valorem taxes levied on properties within the designated area. These funds are used to combat neighborhood deterioration and eliminate blight in the designated CRA area.

Debt Service Funds

The revenue for these funds is provided by transfers from other funds, or debt service ad valorem taxes.

Capital Project Fund - Alley Restoration Fund

The revenue for this fund is provided by transfers from other funds.

PROPRIETARY FUNDS

Enterprise Funds

The enterprise funds derive their operating revenue from user charges. Other revenue sources (non-operating) include investment income, proceeds from certain insurance, legal and negotiated settlements and other miscellaneous revenue.

Internal Service Funds

Internal Service Funds' revenues are derived from allocations from user departments. Every City fund that pays salary and benefits contribute to the Liability Self-Insurance and Workers' Compensation Funds. Costs associated with the Information Technologies (IT) Fund are allocated to user funds based on time and effort expended by the IT Fund.



GOVERNMENT-WIDE



CITY OF NORTH MIAMI BEACH, FLORIDA

GOVERNMENT-WIDE REVENUES

FISCAL YEAR ENDING SEPTEMBER 30, 2020

The following pages provide a summary of the governmental-wide revenues and expenses of budgeted funds. Fiscal year 2018 actual values may differ from amounts in the Comprehensive Annual Financial Report because of funds that are not part of the budget.

	ACTUAL FY 2018	ADOPTED BUDGET FY 2019	ESTIMATED ACTUAL FY 2019	PROPOSED BUDGET FY 2020
General Fund				
Ad valorem taxes	\$ 15,478,213	\$ 17,551,000	\$ 17,551,000	\$ 20,020,335
Other taxes	14,528,267	15,901,050	15,901,050	15,940,450
Licenses and permits	895,498	871,050	871,050	877,750
Intergovernmental	6,821,391	5,861,700	5,861,700	7,052,876
Charges for services	1,538,065	1,337,900	1,337,900	1,560,456
Fines and forfeitures	1,674,662	1,065,000	1,065,000	1,755,000
Other revenue	931,690	468,097	468,097	618,097
Interfund transfers	9,547,826	6,320,613	6,320,613	6,591,152
Appropriations of prior year balances	-	9,052,954	-	12,047,583
Total General Fund	51,415,612	58,429,364	49,376,410	66,463,699
Special Revenue Funds				
Governmental Impact Fees	9,893	1,145,000	76,840	456,800
Transit Surtax	1,882,765	2,570,789	1,752,300	3,494,642
Community Redevelopment Agency	1,340,421	3,707,740	1,667,740	4,549,661
Total Special Revenue Funds	3,233,079	7,423,529	3,496,880	8,501,103
Debt Service Funds				
Property taxes	1,867,420	1,996,677	1,996,677	2,002,230
Intergovernmental	859,358	855,261	855,261	852,636
Total Debt Service Funds	2,726,778	2,851,938	2,851,938	2,854,866
Capital Projects Fund				
Interfund transfers	-	293,382	-	293,382
Internal Service Funds				
Liability Self-Insurance	1,864,684	1,441,621	1,441,621	1,585,766
Workers' Compensation	908,173	760,200	860,104	745,200
Information Technology	2,823,004	2,367,132	2,362,056	3,046,737
Total Internal Service Funds	5,595,861	4,568,953	4,663,781	5,377,703
Enterprise Funds				
Stormwater				
Charges for services	1,219,198	1,325,000	1,325,000	1,370,000
Other revenue	99,447	15,000	15,000	15,000
Appropriations of prior year balances	-	145,000	145,000	-
Total Stormwater	1,318,645	1,485,000	1,485,000	1,385,000
Water				
Charges for services	32,923,789	36,363,899	36,000,260	36,509,199
Other revenue	341,604	195,175	193,223	11,406,285
Appropriations of prior year balances	-	1,440,000	1,440,000	3,080,211
Total Water	33,265,393	37,999,074	37,633,483	50,995,695
Wastewater				
Charges for services	7,451,359	10,618,244	10,405,879	10,415,600
Other revenue	92,926	615,000	602,700	3,803,000
Appropriations of prior year balances	-	4,752	4,752	6,058
Total Wastewater	7,544,285	11,237,996	11,013,331	14,224,658
Proprietary Impact Fees				
Impact fees	1,581,720	2,738,000	2,601,100	1,607,000
Building Permits				
Charges for services	2,839,066	2,440,950	2,392,131	1,624,600
Other revenue	408,077	63,000	95,000	41,500
Appropriations of prior year balances	-	296,005	290,085	705,420
Total Building	3,247,143	2,799,955	2,777,216	2,371,520
Solid Waste				
Charges for services	8,637,858	9,027,000	8,846,460	9,222,800
Other revenue	1,427,433	25,000	230,000	25,000
Appropriations of prior year balances	-	259,053	48,031	424,331
Total Solid Waste	10,065,291	9,311,053	9,124,491	9,672,131
Total Enterprise Funds	57,022,477	65,571,078	64,634,621	80,256,004
TOTAL ALL FUNDS	\$ 119,993,807	\$ 139,138,244	\$ 125,023,631	\$ 163,746,757

CITY OF NORTH MIAMI BEACH, FLORIDA

GOVERNMENT-WIDE EXPENSES

FISCAL YEAR ENDING SEPTEMBER 30, 2020

	ACTUAL FY 2018	ADOPTED BUDGET FY 2019	ESTIMATED ACTUAL FY 2019	PROPOSED BUDGET FY 2020
General Fund				
Mayor & Commission	\$ 7,980,752	\$ 7,923,237	\$ 7,739,032	\$ 9,287,732
City Clerk	475,312	620,145	566,475	594,961
City Attorney	1,317,439	988,040	958,994	988,040
City Manager	996,627	1,720,681	1,419,514	1,573,766
Public Affairs and Community Engagemen	416,389	519,164	499,210	529,861
Procurement	337,060	413,009	404,063	449,900
Planning and Zoning	681,336	668,570	648,041	748,322
Code Compliance	368,114	516,668	503,591	607,877
Business Tax Receipts	114,828	126,538	123,766	162,104
Human Resources	763,118	761,177	741,896	747,181
Finance	1,278,311	1,576,247	1,538,482	1,553,914
Police	22,455,888	22,797,703	22,311,149	25,141,960
Library	934,111	1,011,777	982,302	1,305,322
Parks and Recreation	4,740,894	6,311,596	6,155,307	7,531,535
Public Works	6,166,493	12,474,812	12,245,704	15,241,224
Total General Fund	49,026,673	58,429,364	56,837,526	66,463,699
Special Revenue Funds				
Governmental Impact Fees	301,960	1,145,000	60,000	456,800
Transit Surtaxes	1,380,967	2,570,789	1,877,869	3,494,642
Community Redevelopment Agency	666,921	3,707,740	836,696	4,549,661
Total Special Revenue Funds	2,349,848	7,423,529	2,774,565	8,501,103
Debt Service Funds				
Principal	2,069,943	2,134,396	2,134,396	2,196,816
Interest and other charges	694,427	717,542	717,542	658,050
Total Debt Service Funds	2,764,370	2,851,938	2,851,938	2,854,866
Capital Project Fund				
Capital outlay	-	293,382	-	293,382
Internal Service Funds				
Liability Self-Insurance	1,410,372	1,441,621	1,439,607	1,585,766
Workers' Compensation	787,971	760,200	760,200	745,200
Information Technology	2,237,068	2,367,132	2,282,008	3,046,737
Total Internal Service Funds	4,435,411	4,568,953	4,481,815	5,377,703
Enterprise Funds				
Stormwater				
Personnel	401,471	464,242	454,957	494,517
Operating costs	303,504	370,008	351,508	424,237
Capital outlay	-	319,000	319,000	130,000
Non-operating costs	535,907	331,750	395,000	336,246
Total Stormwater	1,240,882	1,485,000	1,520,465	1,385,000
Water				
Personnel	1,769,394	826,535	358,068	1,245,528
Operating costs	5,073,946	20,777,737	19,738,850	21,423,495
Capital outlay	-	6,987,616	5,585,427	12,469,000
Non-operating costs	13,034,994	9,407,186	9,407,186	15,857,672
Total Water	19,878,334	37,999,074	35,089,532	50,995,695
Wastewater				
Personnel	268,229	99,746	97,751	185,874
Operating costs	10,577,311	8,428,199	8,006,789	8,306,416
Capital outlay	-	1,225,517	1,164,241	3,014,000
Non-operating costs	2,941,192	1,484,534	1,484,534	2,718,368
Total Wastewater	13,786,732	11,237,996	10,753,315	14,224,658
Proprietary Impact Fees	-	2,738,000	1,867,700	1,607,000
Building Permits				

CITY OF NORTH MIAMI BEACH, FLORIDA

GOVERNMENT-WIDE EXPENSES

FISCAL YEAR ENDING SEPTEMBER 30, 2020

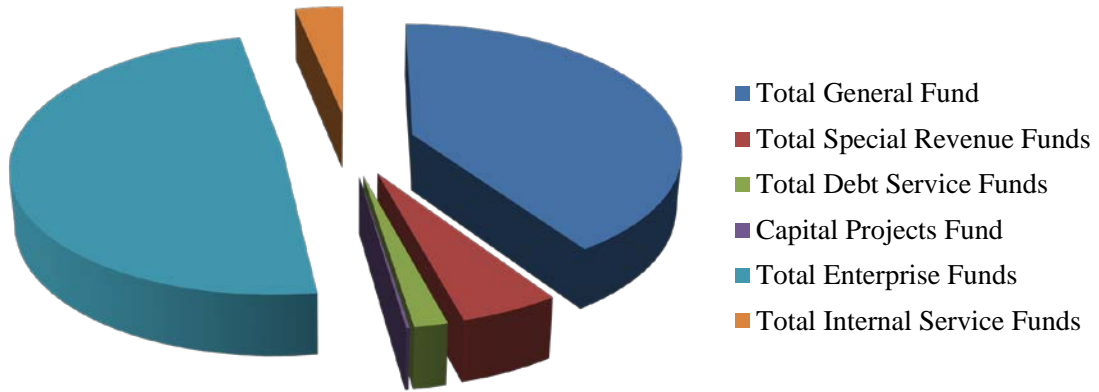
	ACTUAL FY 2018	ADOPTED BUDGET FY 2019	ESTIMATED ACTUAL FY 2019	PROPOSED BUDGET FY 2020
Personnel	1,515,535	1,746,116	1,711,194	1,602,476
Operating costs	239,543	522,318	496,202	432,768
Capital outlay	-	-	-	25,725
Non-operating costs	714,712	531,521	520,891	310,551
Total Building	2,469,790	2,799,955	2,728,286	2,371,520
Solid Waste				
Personnel	1,153,843	1,293,816	1,267,940	1,312,976
Operating costs	9,136,088	7,059,537	6,918,346	7,228,757
Capital outlay	-	42,410	42,410	195,528
Non-operating costs	1,723,480	915,290	915,290	934,870
Total Solid Waste	12,013,412	9,311,053	9,143,986	9,672,131
Total Enterprise Funds	49,389,150	65,571,078	61,103,284	80,256,004
TOTAL ALL FUNDS	\$ 107,965,451	\$ 139,138,244	\$ 128,049,129	\$ 163,746,757

CITY OF NORTH MIAMI BEACH, FLORIDA

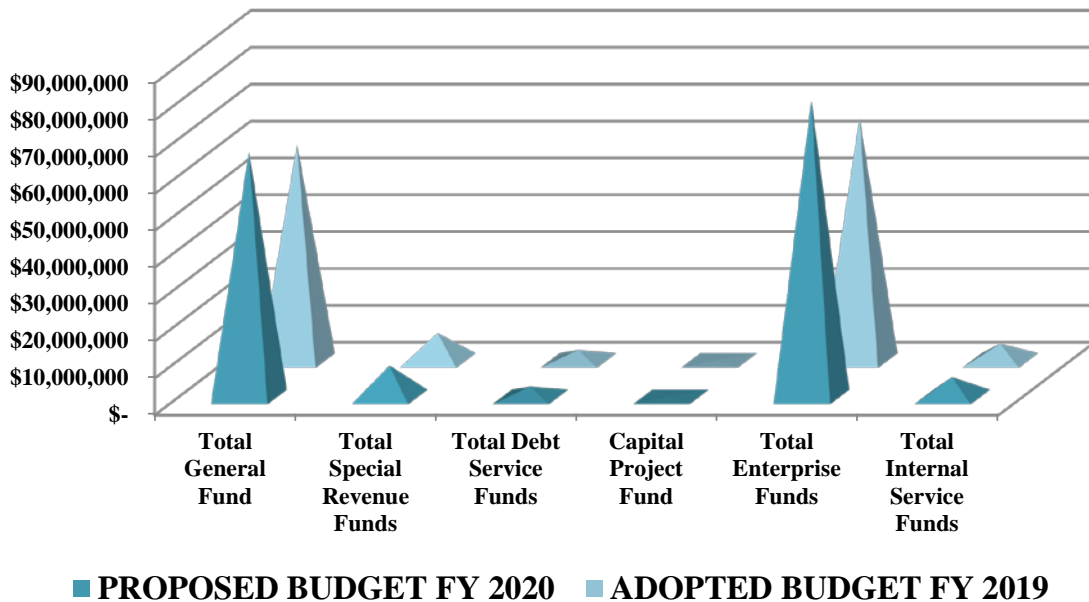
GOVERNMENT-WIDE SUMMARY

FISCAL YEAR ENDING SEPTEMBER 30, 2020

REVENUE SOURCE



EXPENDITURE COMPARISON



CITY OF NORTH MIAMI BEACH, FLORIDA

SUMMARY OF CHANGES IN FUND BALANCES

FISCAL YEAR ENDING SEPTEMBER 30, 2020

The following chart represents the estimated changes in fund balances of all budgeted funds

	Actual Net Position/ Fund Balance @ 9/30/2018	FY 2019 Expected Revenues	FY 2019 Estimated Appropriations of Net Position/ Fund Balance	FY 2019 Expected Expenditures	FY 2019 Estimated Change in Net Position/ Fund Balance	Estimated Net Position/ Fund Balance @ 9/30/2019
GOVERNMENTAL FUNDS						
General Fund	\$ 29,651,905	\$ 49,376,410	\$ 7,461,116	\$ 56,837,526	\$ (7,461,116)	\$22,190,789
Governmental Impact Fee Fund	1,434,748	76,840	-	60,000	16,840	1,451,588
Transit Surtax Fund	1,451,303	1,752,300	125,569	1,877,869	(125,569)	1,325,734
Community Redevelopment Agency	2,061,946	1,667,740	-	836,696	831,044	2,892,990
Debt Service Funds - Consolidated	76,090	2,851,938	-	2,851,938	-	76,090
Capital Project Fund - Alley Restoration Fund	293,383	-	-	-	-	293,383
ENTERPRISE FUNDS						
Stormwater Fund	4,559,613	1,340,000	180,465	1,520,465	(180,465)	4,379,148
Water Fund	88,625,833	36,193,483	-	35,089,532	1,103,951	89,729,784
Wastewater Fund	28,188,293	11,008,579	-	10,753,315	255,264	28,443,557
Proprietary Impact Fees Funds	5,651,358	2,601,100	-	1,867,700	733,400	6,384,758
Building Permit Fund	8,565,009	2,487,131	241,155	2,728,286	(241,155)	8,323,854
Solid Waste Fund	1,210,790	8,846,460	297,526	9,143,986	(297,526)	913,264
INTERNAL SERVICE FUNDS						
Liability Self-Insurance Fund	1,597,883	1,441,621	-	1,439,607	2,014	1,599,897
Workers' Compensation Fund	2,169,016	860,104	-	760,200	99,904	2,268,920
Information Technology	2,081,872	2,362,056	-	2,282,008	80,048	2,161,920

GENERAL FUND



CITY OF NORTH MIAMI BEACH, FLORIDA

GENERAL FUND SUMMARY

FISCAL YEAR ENDING SEPTEMBER 30, 2020

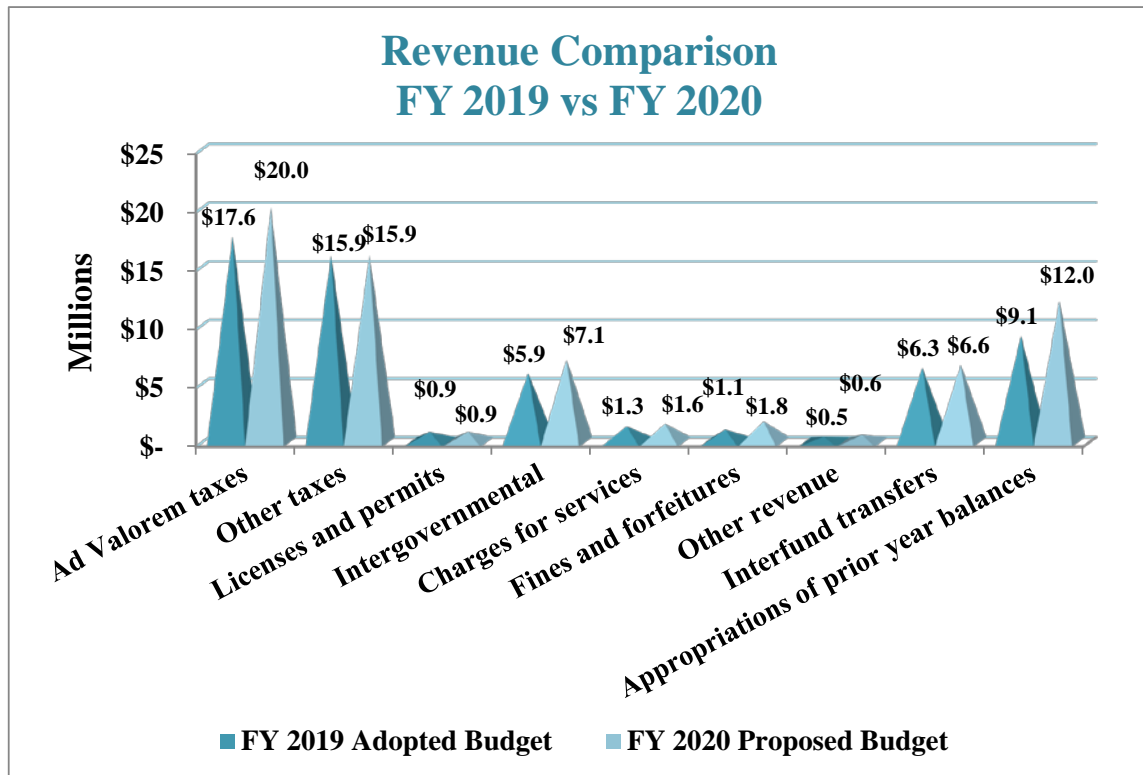
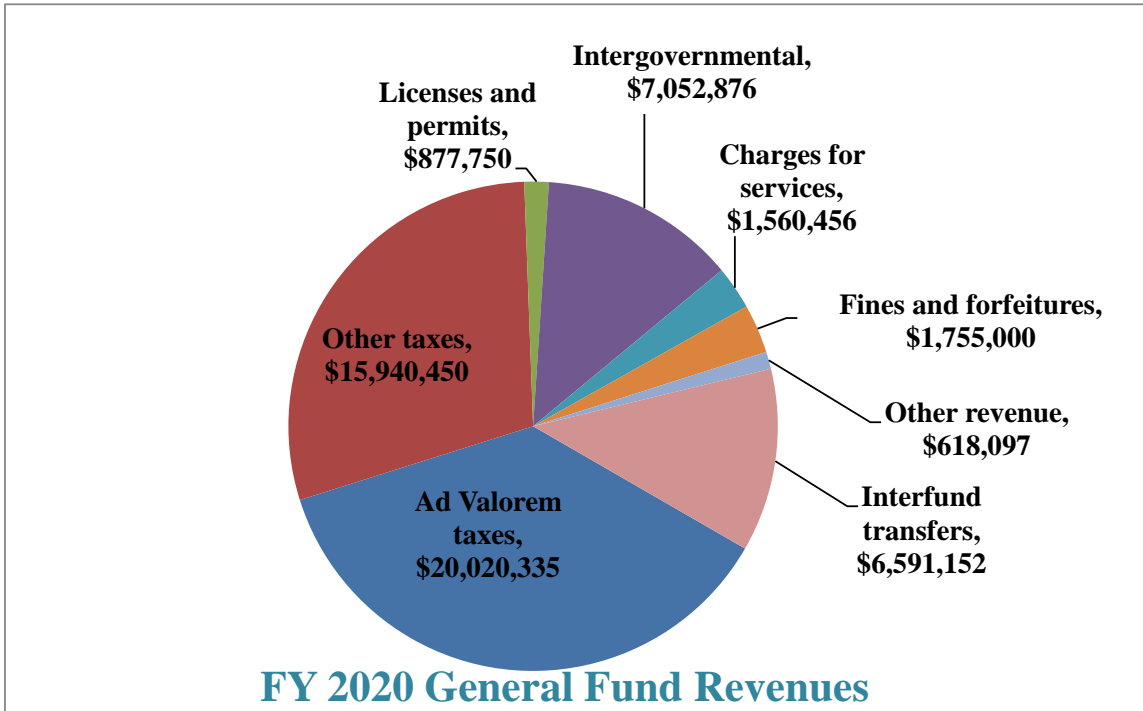
	ACTUAL FY 2018	ADOPTED BUDGET FY 2019	ESTIMATED ACTUAL FY 2019	PROPOSED BUDGET FY 2020
Revenues				
Ad Valorem taxes	\$ 15,478,213	\$ 17,551,000	\$ 17,551,000	\$ 20,020,335
Other taxes	14,528,267	15,901,050	15,901,050	15,940,450
Licenses and permits	895,498	871,050	871,050	877,750
Intergovernmental	6,821,391	5,861,700	5,861,700	7,052,876
Charges for services	1,538,065	1,337,900	1,337,900	1,560,456
Fines and forfeitures	1,674,662	1,065,000	1,065,000	1,755,000
Other revenue	931,690	468,097	468,097	618,097
Interfund transfers	9,547,826	6,320,613	6,320,613	6,591,152
Appropriations of prior year balances	-	9,052,954	-	12,047,583
TOTAL REVENUES	\$ 51,415,612	\$ 58,429,364	\$ 49,376,410	\$ 66,463,699
Expenditures				
Mayor & Commission**	\$ 7,980,752	\$ 7,923,237	\$ 7,739,032	\$ 9,287,732
City Clerk	475,312	620,145	566,475	594,961
City Attorney	1,317,439	988,040	958,994	988,040
City Manager	996,627	1,720,681	1,419,514	1,573,766
Public Affairs and Community Engagemen	416,389	519,164	499,210	529,861
Procurement	337,060	413,009	404,063	449,900
Planning and Zoning	681,336	668,570	648,041	748,322
Code Compliance	368,114	516,668	503,591	607,877
Business Tax Receipts	114,828	126,538	123,766	162,104
Human Resources	763,118	761,177	741,896	747,181
Finance	1,278,311	1,576,247	1,538,482	1,553,914
Police	22,455,888	22,797,703	22,311,149	25,141,960
Library	934,111	1,011,777	982,302	1,305,322
Parks and Recreation	4,740,894	6,311,596	6,155,307	7,531,535
Public Works	6,166,493	12,474,812	12,245,704	15,241,224
TOTAL EXPENDITURES	\$ 49,026,673	\$ 58,429,364	\$ 56,837,526	\$ 66,463,699

** Budget for Mayor & Commission includes \$8,774,049 for Non-Departmental Expenditures

CITY OF NORTH MIAMI BEACH, FLORIDA

GENERAL FUND REVENUES

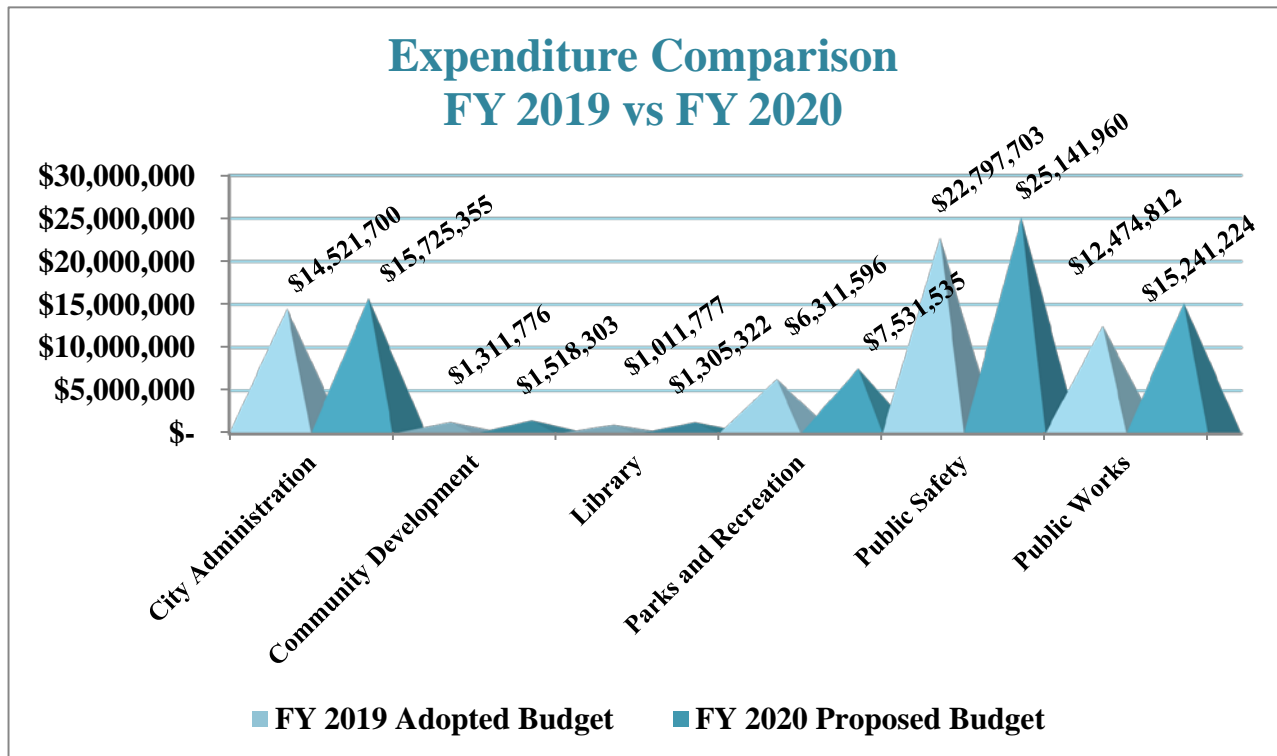
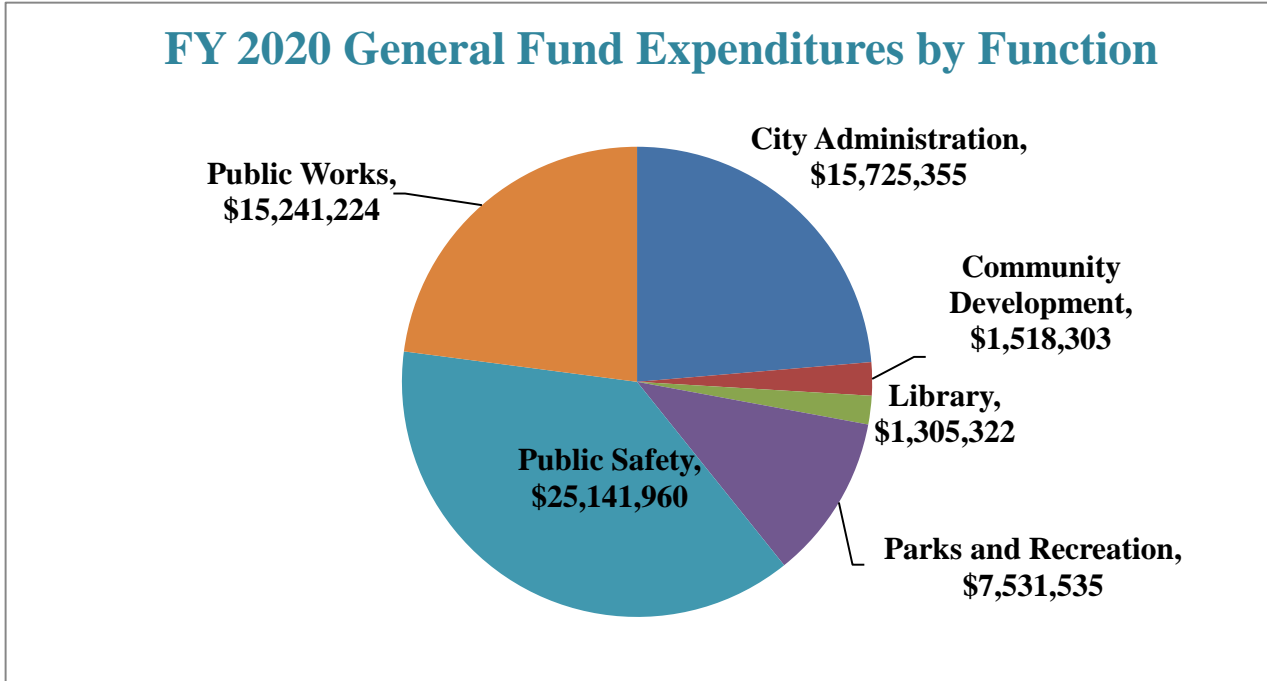
FISCAL YEAR ENDING SEPTEMBER 30, 2020



CITY OF NORTH MIAMI BEACH, FLORIDA

GENERAL FUND EXPENDITURES

FISCAL YEAR ENDING SEPTEMBER 30, 2020





DEPARTMENTAL BUDGETS



CITY OF NORTH MIAMI BEACH, FLORIDA

MAYOR AND COMMISSION

FISCAL YEAR ENDING SEPTEMBER 30, 2020

SERVICES, FUNCTIONS AND ACTIVITIES

The City of North Miami Beach is governed by a Mayor, and six City Commission members who are elected on a non-partisan basis. They are elected at large by all qualified electors of the City. The elections are held every two years in November. The terms are for four years and limited to two terms. The Vice-Mayor designation is rotated on a quarterly basis.

The Mayor presides over all City Commission meetings, has a voice and vote in the proceedings, and serves as chair of the Commission. In the absence of the Mayor, the Vice-Mayor assumes the responsibilities of the Mayor. The City Commission enacts local legislation, adopts budgets, determines policies, and appoints the personnel required by the charter.

Regular City Commission meetings are held on the third Tuesday of each month at 6:00 p.m. The public is welcome and encouraged to participate in all public meetings.

GOALS AND MEASUREMENTS

Financially Sound City Government

Provide an affordable City for families by acting in a financially responsible manner and planning for a sustainable future by engaging a quality workforce dedicated to serving the North Miami Beach community and to delivering services in a cost effective and efficient manner in order to provide the most value for the cost of taxes and fees.

The Place to Live: Beautiful, Safe and Livable

Create pride in the community so that families want to live in North Miami Beach by protecting or enhancing property values and providing a sense of safety in homes, in neighborhoods and throughout the community. Promote green initiatives.

High Performing City Organization Providing Great Customer Services

Provide top quality, responsive and reliable services to customers by listening to community needs, focusing on personal service delivery, utilizing efficient and effective systems and processes and evaluating the level of satisfaction with services. Deliver consistent messages, actions and services across all City departments.

Revitalized Downtown and Major Corridors

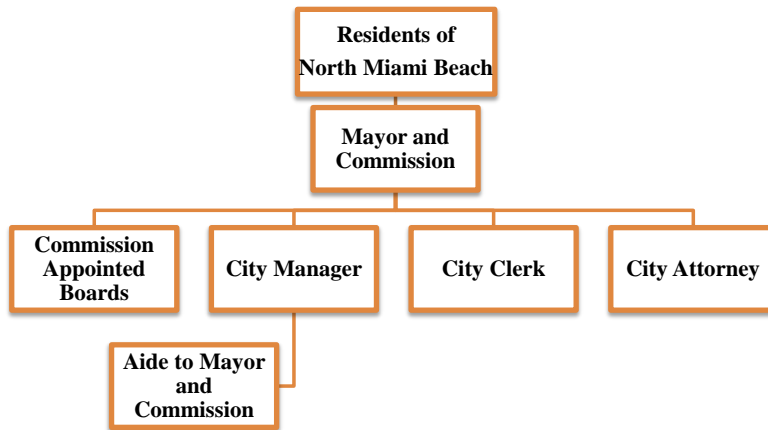
Become a destination for residents, retail, restaurants and entertainment by protecting property values, providing business opportunities, creating beautiful and inviting areas that are convenient for services and shopping and promote pride in the community.

CITY OF NORTH MIAMI BEACH, FLORIDA

LEGISLATIVE DEPARTMENT

FISCAL YEAR ENDING SEPTEMBER 30, 2020

DIVISION NUMBER	ACCOUNT DESCRIPTION	ACTUAL FY 2018	ADOPTED BUDGET FY 2019	ESTIMATED ACTUAL FY 2019	PROPOSED BUDGET FY 2020
100	SALARIES-FULL-TIME	\$ -	\$ 41,100	\$ 40,278	\$ 117,390
	OTHER WAGES	176,323	172,194	168,750	341,109
	TAXES	12,297	16,315	15,989	34,486
	BENEFITS	217,677	23,169	22,706	49,022
	Salaries and Related Costs	406,298	252,778	247,722	542,007
	OPERATING COSTS	112,122	131,278	124,714	161,278
	NON-OPERATING COSTS	-	49,000	49,000	49,000
	MAYOR AND COUNCIL TOTAL	\$ 518,420	\$ 433,056	\$ 421,437	\$ 752,285
105	OTHER WAGES	18,518	19,500	19,110	19,500
	TAXES	1,417	1,492	1,462	1,492
	BENEFITS	2,867,766	3,054,224	2,993,140	3,169,836
	Salaries and Related Costs	2,887,701	3,075,216	3,013,712	3,190,828
	OPERATING COSTS	1,976,230	2,221,617	2,110,536	2,586,117
	NON-OPERATING COSTS	2,598,402	2,193,348	2,193,348	2,758,502
	NON-DEPARTMENTAL TOTAL	\$ 7,462,332	\$ 7,490,181	\$ 7,317,596	\$ 8,535,447
TOTAL LEGISLATIVE DEPARTMENT		\$ 7,980,752	\$ 7,923,237	\$ 7,739,032	\$ 9,287,732



CITY OF NORTH MIAMI BEACH, FLORIDA

CITY CLERK

FISCAL YEAR ENDING SEPTEMBER 30, 2020

SERVICES, FUNCTIONS AND ACTIVITIES

The Office of the City Clerk is one of the three Charter Offices in the City of North Miami Beach and serves and supports the City Commission and the residents of North Miami Beach. The Office of the City Clerk maintains custody of the City Seal, the City Charter, and the Code of Ordinances and is responsible for advertising public notices regarding Commission Meetings, Workshops, Budget Hearings, and legislative items. The Office of the City Clerk functions as the supervisor of municipal elections, the records management officer, and the financial disclosure coordinator. The Office of the City Clerk prepares and distributes agendas, transcribes minutes, and administers oaths of office to all City officials and Board/Committee members. The Office of the City Clerk processes public records requests, lobbyist registrations, and red light camera violations and preserves all agreements, contracts, ordinances, and resolutions.

Financially Sound City Government

The Office of the City Clerk will support the priority of fiscal sustainability by applying technology and streamlining and improving the processes of advertising public notices, records storage management, and election coordination.

High Performing City Organization Providing Great Customer Service

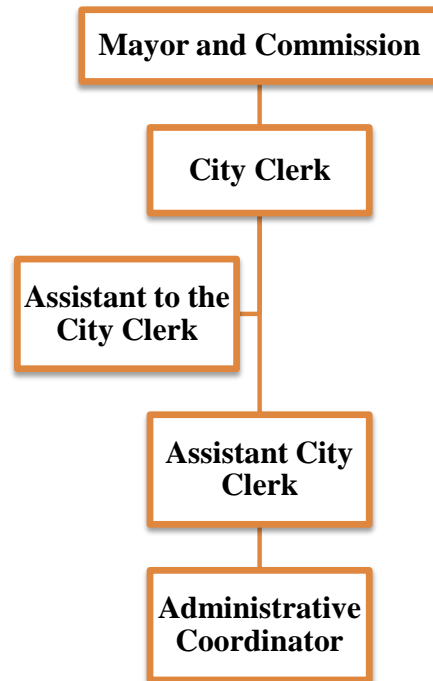
The Office of the City Clerk is the hub of municipal government, the direct link between the community and the government, and makes a commitment to archiving public records accurately and safeguarding the integrity of the election process while performing excellent customer service to its internal and external customers.

CITY OF NORTH MIAMI BEACH, FLORIDA

CITY CLERK

FISCAL YEAR ENDING SEPTEMBER 30, 2020

ACCOUNT DESCRIPTION	ACTUAL FY 2018	ADOPTED BUDGET FY 2019	ESTIMATED ACTUAL FY 2019	PROPOSED BUDGET FY 2020
SALARIES-FULL-TIME	\$ 272,431	\$ 270,209	\$ 264,805	\$ 264,426
OTHER WAGES	24,565	33,096	32,434	36,192
TAXES	22,200	23,799	14,651	23,490
BENEFITS	84,596	97,391	68,718	73,332
Salaries and Related Costs	403,792	424,495	380,608	397,440
OPERATING COSTS	71,520	195,650	185,868	197,521
CITY CLERK TOTAL	\$ 475,312	\$ 620,145	\$ 566,475	\$ 594,961



CITY OF NORTH MIAMI BEACH, FLORIDA

CITY ATTORNEY

FISCAL YEAR ENDING SEPTEMBER 30, 2020

SERVICES, FUNCTIONS AND ACTIVITIES

The City Attorney is appointed by the City Commission to act as the City's general legal counsel. As general legal counsel, the City Attorney advises the City Commission, all City Departments, Boards and Committees, including the City's Water/Wastewater Utility and Community Redevelopment Agency. In addition, the City Attorney's office represents the City in regulatory and court proceedings.

Within these responsibilities, the City Attorney's Office receives and investigates claims filed against the City, participates in meetings for the City Commission, Planning and Zoning Board, Code Enforcement Board, Public Utilities Commission, Technical Review Advisory Committee, Redevelopment Advisory Board, Community Redevelopment Agency and Civil Service Board. The City Attorney's office reviews all contracts and transactional documents for legal sufficiency, coordinates litigation handled by outside counsel, and works with staff of all Departments of the City on day to day matters involving the operations of the City. The City Attorney prepares resolutions and ordinances to implement legislative policies and goals of the City Commission.

GOALS AND MEASUREMENTS

Objectives

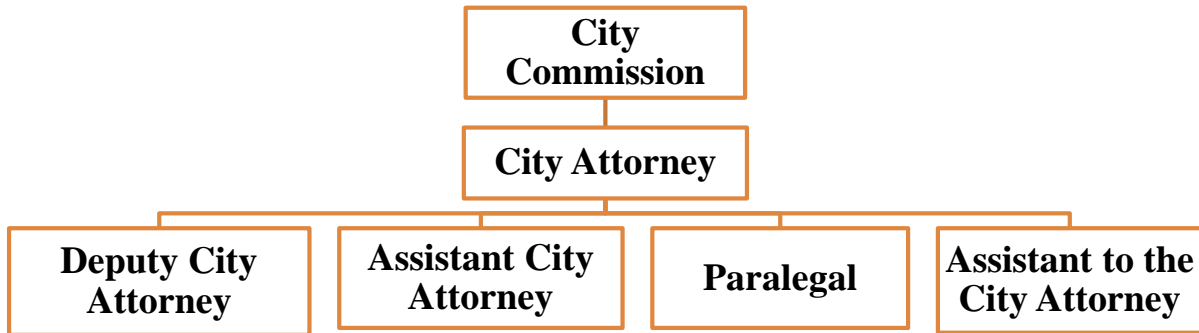
- Ensure that the various rules, laws, requirements of federal, state, and local governments are complied with and understood.
- Increase efforts to re-organize to maximize efficiency and high level of legal support.
- Maintain the highest standards of professionalism and ethics.
- Enhance and improve effective communication with elected officials, City Manager and staff and perform all legal tasks timely and effectively.

CITY OF NORTH MIAMI BEACH, FLORIDA

CITY ATTORNEY'S OFFICE

FISCAL YEAR ENDING SEPTEMBER 30, 2020

ACCOUNT DESCRIPTION	ACTUAL FY 2018	ADOPTED BUDGET FY 2019	ESTIMATED ACTUAL FY 2019	PROPOSED BUDGET FY 2020
SALARIES-FULL-TIME	\$ 675,198	\$ 514,862	\$ 504,565	\$ 514,837
OTHER WAGES	16,489	8,500	8,330	8,500
TAXES	45,828	45,144	44,241	41,686
BENEFITS	231,018	110,034	107,833	113,517
Salaries and Related Costs	968,533	678,540	664,969	678,540
OPERATING COSTS	348,906	309,500	294,025	309,500
CITY ATTORNEY TOTAL	\$ 1,317,439	\$ 988,040	\$ 958,994	\$ 988,040



CITY OF NORTH MIAMI BEACH, FLORIDA

CITY MANAGER

FISCAL YEAR ENDING SEPTEMBER 30, 2020

The City Manager is responsible for oversight of all administrative, management and operational functions of the City. The City Manager has direct oversight responsibility of all City staff, departments and all City funds. The City Manager provides sound leadership guidance and mentorship to the city team. The City Manager formulates internal policy and plans and ensures proper implementation of city-wide goals and objectives to meet the overall vision of the City Commission. The City Manager is responsible for overseeing the preparation of the City budget and the Comprehensive Annual Financial Report (CAFR), which are approved and accepted by the City Commission.

GOALS AND MEASUREMENTS

Financially Sound City Government

This office will implement the Mayor and Commission's priorities by crafting legislative initiatives intended to stabilize the City's financial condition.

The City Manager will insure sufficient reserves are budgeted in the major funds. The office will also support City departments in achieving their goals and related strategies through the effective process of sound planning and responsible spending associated with enhanced services, and improved infrastructure and facilities throughout our City.

The City Manager will continue to seek grant funding, partnerships and sponsorships and opportunities that will continue to bring interns and volunteers as support personnel.

The City Manager will continue to assess all City departments and make sound fiscal recommendations to Mayor and Commission regarding the most cost-effective ways to deliver excellence in municipal services.

The Manager's office will continue to stay active in all levels of membership in professional organizations seeking and bringing best practices to our City particularly in areas that will support and strengthen its financial position.

The City Manager's office working with the Finance Director and Department Heads will evaluate revenues and ensure our fees are fair and appropriate for the services provided.

The City Manager will continue to assess personnel for opportunities to consolidate positions, explore hybrids and outsource opportunities.

The Place to Live: Beautiful, Safe and Livable

The City Manager will foster an environment that promotes and retains successful economic development throughout the City by overseeing the planning and implementation of all existing and future Master Plans such as the Strategic Master Plan, Water and Sewer Infrastructure Master Plan, the Parks Master Plan, Transportation Master Plan, and the Landscaping Master Plan.

The City Manager will support the CRA in developing creative and original incentives with a focus on the development of thriving and vibrant areas in our City.

The City Manager will continue to work with all departments in the planning and implementation of initiatives that promote safety particularly in a proactive and preventive manner.

The City Manager will continue to focus on the enhancement of the Snake Creek Canal, our streets, signage and overall image of our City, by working with individuals and companies that will deliver excellence in all the key areas that support our goal of a City that is Beautiful, Safe and Livable.

The City manager working with the City team will continue to incorporate programs such as PAL to promote solid relationships between NMBPD and the youth in our community and to plan and implement traffic calming/streetscapes/bike paths to promote a safer environment in our community.

The City Manager will continue ongoing and proactive safety initiatives, such as what has been accomplished this year, i.e. installation of cameras in all City facilities and the commencement of neighborhood cameras installed in Highland Village, Eastern Shores, etc.

High Performing City Organization Providing Great Customer Services

The City Manager will lead the way with regard to the expectations of respect and courtesy afforded to all those who live, visit and do business with the City of North Miami Beach. Excellence in customer service will be exhibited in every detail by all departments from communications to response time to recruitment and retention of individuals with the education, experience, and skill set necessary to deliver excellence in all areas of municipal services.

The City Manager will work with all department Directors and senior personnel to ensure industry standards and best practices are implemented and practiced in our City through the consistent adherence to policies and procedures.

The City Manager will ensure senior personnel are involved in their respective professional organizations with a goal to constantly exceed municipal standards by exercising global thinking and bringing progressive innovative programs, ideas and initiatives to North Miami Beach.

Revitalized Downtown and Major Corridors

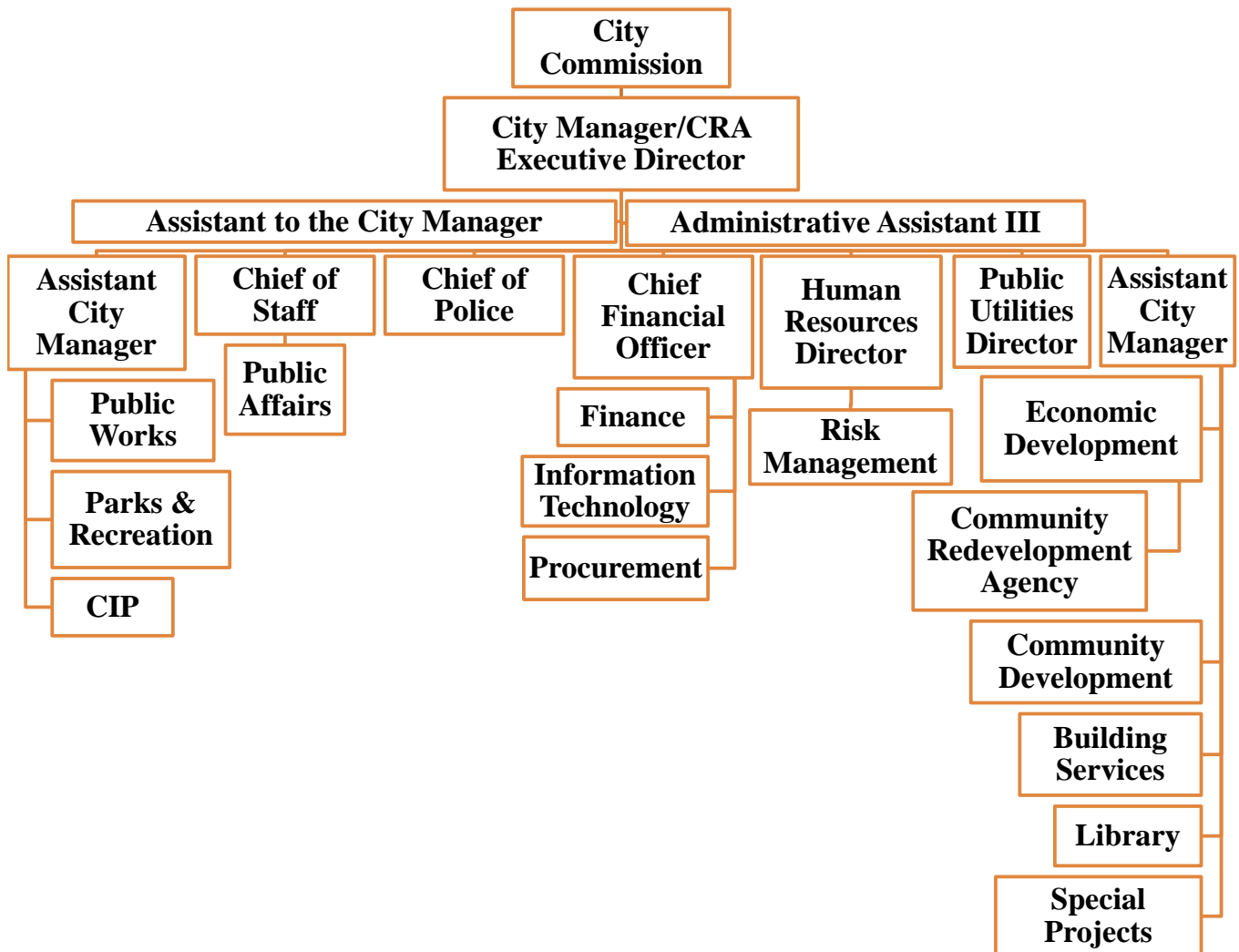
The City Manager in collaboration with our community development team will work toward the full implementation of our newly adopted zoning code that will continue to be the catalyst for the revitalized downtown and major corridors in our City. Additionally, the completion and implementation of several master plans will play a key factor in the “Vision” for the revitalization of our Downtown and Major Corridors derived from our Strategic Plan. The Manager will continue to work with the City’s Public Works, CIP, Code Compliance, Police, Parks, and Planning Departments and the firms that provide professional services to our City to ensure that collectively we are capitalizing on all opportunities for our City through grants, legislative appropriations and innovative programs, ideas and initiatives that will positively impact our City.

CITY OF NORTH MIAMI BEACH, FLORIDA

CITY MANAGER'S OFFICE

FISCAL YEAR ENDING SEPTEMBER 30, 2020

ACCOUNT DESCRIPTION	ACTUAL FY 2018	ADOPTED BUDGET FY 2019	ESTIMATED ACTUAL FY 2019	PROPOSED BUDGET FY 2020
SALARIES-FULL-TIME	\$ 607,277	\$ 557,120	\$ 545,978	\$ 751,761
TAXES	37,602	37,820	37,064	53,709
BENEFITS	201,720	137,717	134,963	179,707
Salaries and Related Costs	846,599	732,657	718,004	985,177
OPERATING COSTS	138,565	39,573	37,594	100,173
CAPITAL OUTLAY	11,463	-	-	-
NON-OPERATING COSTS	-	948,451	663,916	488,416
CITY MANAGER TOTAL	\$ 996,627	\$ 1,720,681	\$ 1,419,514	\$ 1,573,766



CITY OF NORTH MIAMI BEACH, FLORIDA

PUBLIC AFFAIRS AND COMMUNITY ENGAGEMENT

FISCAL YEAR ENDING SEPTEMBER 30, 2020

SERVICES, FUNCTIONS AND ACTIVITIES

The Division of Public Affairs and Community Engagement is committed to providing excellent municipal services to the citizens of North Miami Beach through communication of the City's Strategic Vision in a clear, accurate and consistent voice engaging residents across multiple communication channels. The Division will work to integrate various department initiatives into marketing plans by building a cohesive message throughout all marketing and communications efforts.

The Division will focus on generating positive messages, enhancing and implementing city-wide branding strategies, image development, communication efforts, and public information dissemination for all media outlets. Through our centralized information, communications, marketing, and promotions portal, the Division will optimize the City's media capital and identify additional resources to position the City for tourism and business attraction and retention.

GOALS AND MEASUREMENTS

Financially Sound City Government

The Division's goal is to provide financially sound world-class services responsive to the North Miami Beach community, while creating and maintaining strong partnerships with external stakeholders including residents, media, governmental bodies, businesses, and interested opinion leaders. The Division will continually look for ways to manage and operate in a cost-efficient manner while increasing community engagement.

The Place to Live: Beautiful Safe and Livable

The Division will work to create a sense of pride in the community and showcase the attractive and unique features that make North Miami Beach a premier residential community in South Florida. The Division will develop and present a broad range of community engagement programs and activities designed to provide opportunities for citizens to interact and share an open dialogue with the City of North Miami Beach via a dynamic digital lobby, a strong social media presence and variety of multimedia marketing messages in multiple languages to reflect the diversity of our community.

High Performing City Organization Providing Great Customer Services

The customer service-oriented Division of Public Affairs and Community Engagement has designed and implemented its operations in response to the City's Strategic Plan. The Division will effectively utilize the City's main communication channels to connect our citizens with North Miami Beach's successful programs and services as well as the overall high-quality of life in the community. The focus is to provide top quality, responsive and reliable services to customers with a variety of informative and educational tools, including printed materials, the city's website, social media (Facebook, Twitter, Instagram,) and the cable television network Channel 77.

OBJECTIVES FOR FISCAL YEAR 2020

Public Affairs/Communications/Media:

- To serve as a guide and provide clear procedural parameters and City Communications Policies
- Implement the City Logo and Branding Guide.
- Encourage and enable residents and business owners to participate in public policy formation to increase engagement.
- Generate higher levels of participation in and attendance at City programs and events.
- Enhance the City's media strategy through multilingual content creation including marketing materials, informational flyers and posters, and multi-media content
- Conduct a first-ever community-wide survey to measure residents' level of satisfaction with municipal services, programs and amenities such as Public Safety, Parks and Recreation, Code Enforcement, City maintenance, City leadership and City communication.
- Reinforce credibility and provide honest and responsive communications to help build trust and reliability with audiences.
- Evaluate and revamp the City's television station NMBTV (Channel 77) and provide relevant local programming, such as interviews, local business profiles and documentaries about South Florida's history, thus advancing the City's mission.
- Publish four editions of the Cityline newsletter.
- Collaborate with the selected firm to help the City of North Miami Beach identify who we are and aid in continuing to brand the city locally, statewide, and potentially even nationwide

Social Media

- Implement numerous social media growth tactics, such as the strategic use of relevant hashtags and engagement with followers to organically expand outreach capabilities
- Collaborate with other local governments
- Continue employing the use of analytics to gauge exactly when @citynmb's followers are most active, and thus create the most effective posting schedule
- Document city cleanup and beautification efforts
- Create posts about the City's milestone achievements (Tree City USA, Bike 305 Municipality of the Year)
- Continue to engage with the public by posting about national holidays

Community Engagement:

- Promote citizen involvement in City government
- Provide opportunities for residents to learn about City government programs, services and operations.
- Continue to bring awareness to and provide important information regarding events such as unveilings, tree planting, live performances, Heart Health Walk, Bike 305, Monster Mash Bash and SnowFest.

Sponsorships/Partnerships:

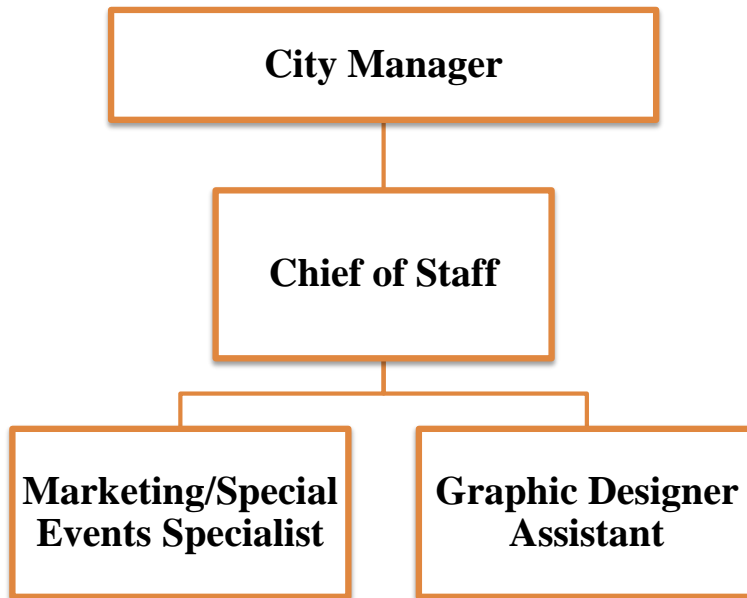
- Continue to foster and grow existing partnerships to enhance the City's network and to better serve the community's residents

CITY OF NORTH MIAMI BEACH, FLORIDA

PUBLIC AFFAIRS & COMMUNITY ENGAGEMENT

FISCAL YEAR ENDING SEPTEMBER 30, 2020

ACCOUNT DESCRIPTION	ACTUAL FY 2018	ADOPTED BUDGET FY 2019	ESTIMATED ACTUAL FY 2019	PROPOSED BUDGET FY 2020
SALARIES-FULL-TIME	\$ 214,440	\$ 135,001	\$ 132,301	\$ 145,747
OTHER WAGES	4,878	2,500	2,450	2,500
TAXES	17,402	10,842	10,625	11,028
BENEFITS	85,358	51,797	50,761	65,330
Salaries and Related Costs	322,077	200,140	196,137	224,605
OPERATING COSTS	94,312	319,024	303,073	305,256
PUBLIC AFFAIRS & COMMUNITY ENGAGEMENT TOTAL	\$ 416,389	\$ 519,164	\$ 499,210	\$ 529,861



CITY OF NORTH MIAMI BEACH, FLORIDA

PROCUREMENT MANAGEMENT DIVISION

FISCAL YEAR ENDING SEPTEMBER 30, 2020

MISSION

The mission of the Procurement Division is to facilitate best practices and achieve economies of scale in the procurement of goods and services necessary for the effective and efficient operation of the City and to ensure that such goods and services represent best value, quality service, and timely delivery and that all funding sources for such goods and services are expended within the regulations and guidelines mandated by the State of Florida, Miami-Dade County and the City.

SERVICES, FUNCTIONS AND ACTIVITIES

The Procurement Management Division is dedicated to providing exemplary support to City departments and vendors without favoritism, arbitrariness, or capriciousness. The Division uses a best-value approach while maintaining the highest ethical and legal standards to ensure a fair and transparent procurement process. The Division strives for continuous improvement by implementing best practices and innovative purchasing methods with the goal of realizing cost savings and improved operational efficiency. This division coordinates the preparation of bid specifications, reviews and awards.

The Procurement Management Division conducts research and develops recommendations of procurement and contract services feasibility and contract placement; evaluates existing maintenance and service contract coverage and duration and recommends appropriate modifications based upon the best interests of the City and in alignment with the Strategic Plan. The Division also oversees the administration of the Procurement Cards (P-Cards) as well as the disposition of surplus, confiscated and abandoned property.

GOALS

Financially Sound City Government

- Implement contract management software for managing agreements with renewal notifications and to provide better tracking and contract management throughout the City.
- Create Departmental training programs on procurement best practice frameworks, standards and tools on "How to Buy" and "How to Improve the Process".
- Continue to increase vendor outreach and vendor competition through vendor expositions and "How to Do Business" workshops.
- Create and introduce training on "Specification Writing" and "Crafting a Scope of Services".

High Performing City Organization Providing Great Customer Service

- Staff development and training to ensure current trends and best practices are adopted.
- Create an "Innovation Portal" on the City's website to encourage partnerships which contribute new and innovative ideas consistent with the City's mission and our community.

A Beautiful, Safe and Livable Place to Live

- A request for Expressions of Interest will be released offering the public an opportunity to determine the best recreational-related use of the Judge Arthur Snyder Tennis Center and Daniel Diefenbach Bicentennial Park.

CITY OF NORTH MIAMI BEACH, FLORIDA

DEPARTMENT OF COMMUNITY DEVELOPMENT

FISCAL YEAR ENDING SEPTEMBER 30, 2020

SERVICES, FUNCTIONS AND ACTIVITIES

The Community Development Department includes three divisions: Planning & Zoning, Code Compliance and Business Tax Receipts. These divisions work together to ensure compliance with planning, building, and zoning codes. The Community Development Department organizes and manages the development and redevelopment of the City's neighborhoods, engaging in planning efforts to shape, preserve and enhance the existing urban fabric of the area while protecting the health, safety and welfare of its citizens through the enforcement of the City codes.

Planning and Zoning

The primary focus of the Planning and Zoning Division is to ensure high quality sustainable development throughout the City of North Miami Beach. This goal is consistent with the City's Strategic Planning goals of "Place to Live: Beautiful, Safe, and Livable; Revitalized Downtown and Major Corridors." The Division coordinates the long-range planning activities of the City, oversees the City's Comprehensive Plan, manages the public hearing process for site plan review and land use approvals, coordinates with local, county and state planning agencies, and serves as a resource to other city departments and elected officials as policies are developed and implemented.

The Division anticipates the completion and adoption of the second phase of mixed-use zoning initiatives along the NE 167th to NE 163rd Street corridor and expanding the. The new zoning will promote transit-oriented mixed-use development to address the goal of mitigating traffic congestion, providing a better quality of life to the residents and businesses, and promoting economic growth and redevelopment. New development within NMB will spur economic growth and provide an important new source of ad valorem taxes for the City.

The Division is on pace to process approximately 17 land development applications through to completion this fiscal year. New development projects such as the Intracoastal Mall Mixed-Use, Capri Towers, Oleta House, 2151 NE 163rd ST Mixed-Use, Jefferson Plaza, and Echlad Holdings Mixed-Use, among many smaller scale redevelopment and other land use approvals are proposed and will be considered. Investment and development interest in the City of North Miami Beach remains strong in the midst of a modest slowdown of development activity in Miami-Dade County.

The Division anticipates bringing forward new ordinances relating to Floodplain Management, Impact Fees, Development Review Fees, Construction Fencing, Public Art, Special Events, Parking, and more as budgets, staffing, and time permits. Planning and zoning staff will assist the City's 2020 Census Committee in their efforts to ensure that a full count is conducted within NMB. Staff will investigate and seek direction on the Sun Ray Replat/Public right of way [no man's land]. Finally, Planning and Zoning will begin to seek direction on other areas of the City that were not included in the previous mixed-use zoning initiatives such as helping facilitate the creation of a Chinatown District and a Medical Innovation District surrounding Jackson North Hospital.

Code Compliance

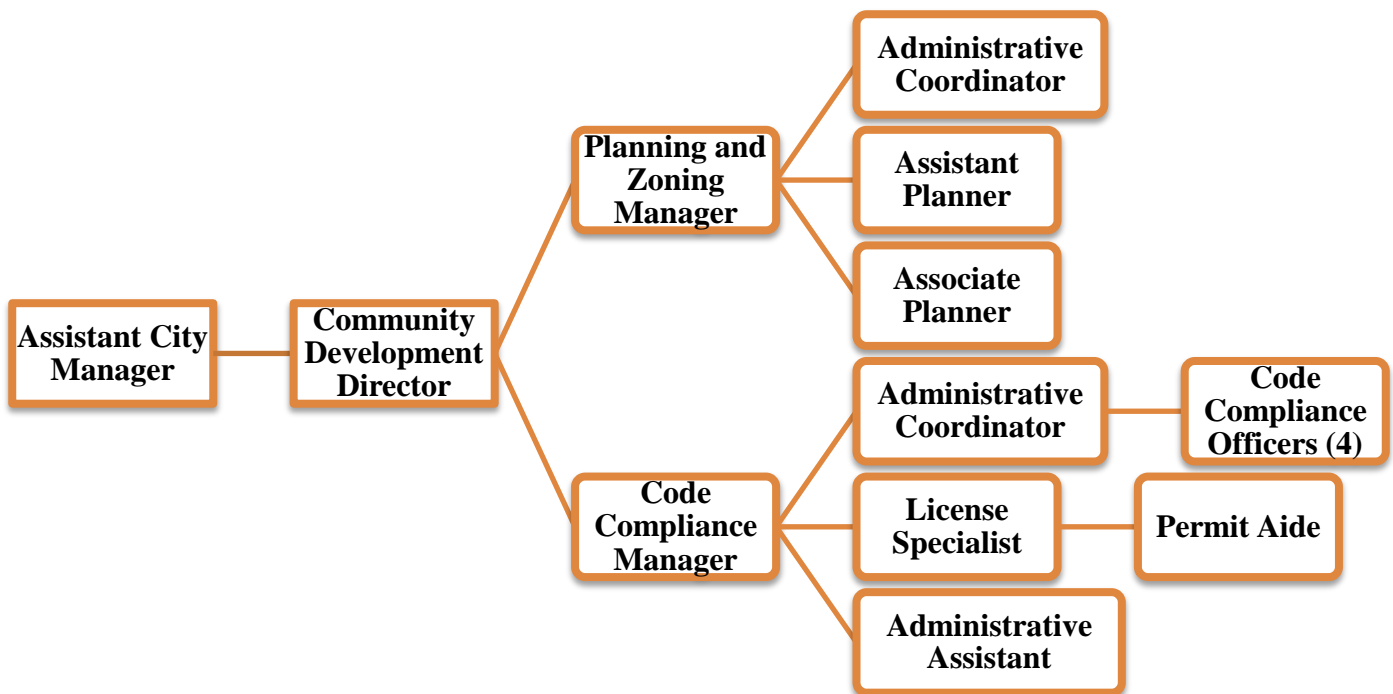
The Code Compliance Division enforces the City Code, ensuring the health, safety, welfare, and quality of life for the residents, business owners and visitors of North Miami Beach in a fair and uniform manner. The Division addresses citizen complaints and reports from other agencies and departments on potential violations of the City’s codes and ordinances, conducts investigations into code compliance matters, and provides recommendations for solutions. The Division also prepares evidence in support of legal actions; appears in court as necessary; testifies at hearings and in court proceedings as required.

Code collaborates closely with the Public Works Department and the City’s Solid Waste vendor Waste Management, Inc. on issues related to garbage pickup, illegal dumping, and bulk trash. For the Fiscal Year 2020, implementing the Energov software, short term rental enforcement via the Host Compliance software, and reducing illegal bulk trash dumping will be top priorities.

Business Tax Receipts

The Business Tax Receipts (BTR) Division is responsible for the issuance of BTRs for all businesses operating within the City limits, including applications, renewals, billing and collections. The BTR Division ensures that all businesses in the City meet the conditions required by city, county, state, or federal agency regulations, which apply to that business or occupation. Businesses may be subject to zoning, environmental, health, building, or development codes.

The Division works with over 2,000 businesses and almost 1,000 licensed professionals located within the City, striving to provide the utmost in courteous professionalism to our clients, while offering guidance and assistance. This activity generates approximately \$1 million per year in BTR fees.



CITY OF NORTH MIAMI BEACH, FLORIDA

HUMAN RESOURCES & RISK MANAGEMENT

FISCAL YEAR ENDING SEPTEMBER 30, 2020

SERVICES, FUNCTIONS AND ACTIVITIES

The Human Resources & Risk Management Department is customer focused for both our employees and our external applicants. Our approach consists of partnering with our City Leadership team to recruit and retain the most talented workforce and ensure quality performance by keeping staff highly engaged. This is accomplished by providing services in the areas of Talent Acquisition, Organizational Development, Employee Relations, Labor Relations, Compensation and Benefits that align with the mission, vision and values of the City of North Miami Beach.

AREAS OF HUMAN RESOURCES

OVERALL AREAS

- Benefits Administration
- Talent Acquisition and Recruitment
- Organizational Development and Training
- Compensation
- Employee Relations
- Labor Relations

OTHER HR FUNCTIONS

- Collective Bargaining
- Grievances and Arbitrations
- HRIS
- Employee Status Changes
- Job Descriptions
- Wellness Programs
- Panel Interviewing
- Special Events
- Testing
- Personnel Records
- Employee Leaves (FMLA, Personal, ADAAA, Military, etc.)
- Public Records Requests
- HR Compliance
- Corrective Action
- Policy Creation and Revisions
- Employee Counseling
- Reasonable Suspicion and Random Drug Testing
- Manage/Secretary to the Civil Service Board
- On-boarding

GOALS FOR DEPARTMENT

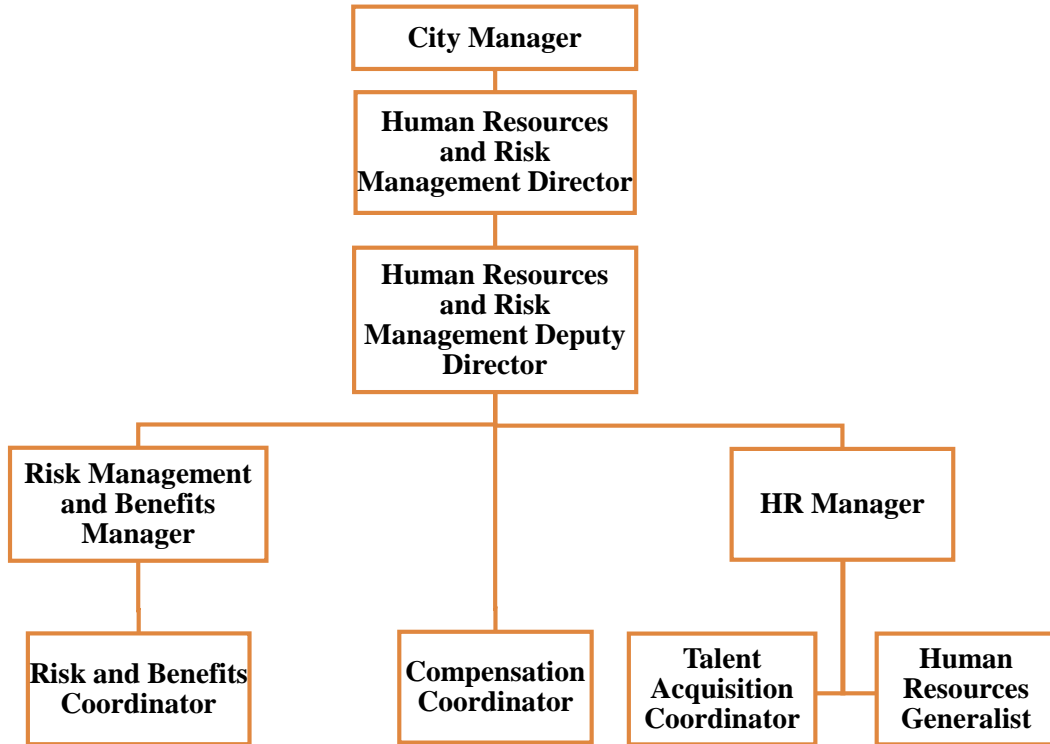
- Immediately address compliance challenges with COBRA, FMLA, Testing and Recruitment, Civil Service Rules, etc.
- Create and deliver training on: Coaching, Counseling and Corrective Action: How to Effectively Manage your team. Have 85-90% positive evaluations for the program. Development an “HR Academy” for leadership on a continual basis, (workplace investigations, leadership, recruitment processes).
- Create a comprehensive compensation program.
- Continue to develop a collaborative relationship with the unions.
- Update the Civil Service Rules to align with best practice recruitment standards.
- Successfully develop contracts with identified sources for advertisement to attract talented professionals in a cost-effective manner.
- Successfully implement electronic applicant tracking system.
- Focus on wellness programs designed to help employees stay healthy, productive, engaged, and achieve work/life balance.

CITY OF NORTH MIAMI BEACH, FLORIDA

HUMAN RESOURCES and RISK MANAGEMENT

FISCAL YEAR ENDING SEPTEMBER 30, 2020

ACCOUNT DESCRIPTION	ACTUAL FY 2018	ADOPTED BUDGET FY 2019	ESTIMATED ACTUAL FY 2019	PROPOSED BUDGET FY 2020
SALARIES-FULL-TIME	\$ 481,821	\$ 481,895	\$ 472,257	\$ 403,857
OTHER WAGES	19,943	20,596	20,184	25,120
TAXES	38,699	37,240	36,495	31,656
BENEFITS	101,536	86,195	84,471	77,097
Salaries and Related Costs	641,999	625,926	613,407	537,730
OPERATING COSTS	121,119	135,251	128,488	209,451
HR & RISK TOTAL	\$ 763,118	\$ 761,177	\$ 741,896	\$ 747,181



CITY OF NORTH MIAMI BEACH, FLORIDA

FINANCE DEPARTMENT

FISCAL YEAR ENDING SEPTEMBER 30, 2020

SERVICES, FUNCTIONS AND ACTIVITIES

The Finance Department is responsible for the proper accounting of all City funds and compliance with all applicable regulations and laws. Routine duties include processing payroll, accounts payable, accounts receivable, cash collections, general ledger fund accounting, debt service administration, investment of City funds and preparation of various state, federal and management financial reports. The Finance Department provides financial analysis services to other City departments in order to enhance efficiency and assists with banking transactions that arise during the year.

GOALS

Financially Sound City Government

The Finance Department will promote public trust and safeguard the fiscal integrity of the City by providing financial transparency through the implementation and control of the approved budget and the preparation and disclosure of the Comprehensive Annual Financial Report and quarterly financial reports. The department also has monthly meetings with the investment consultant to manage the City's investment portfolio to facilitate a fiscally sound city government.

High Performing City Organization Providing Great Customer Services

The Finance Department ensures compliance with all applicable regulations and laws through the adoption and application of policies and procedures that limit physical access; segregate the duties of initiation, processing and approval of transactions; clearly define levels of authority; and require continuing professional education. The Finance Department also provides financial management and policy support, analytical services and financial information to the City Manager, departments, the public and other agencies.

KEY PERFORMANCE INDICATORS

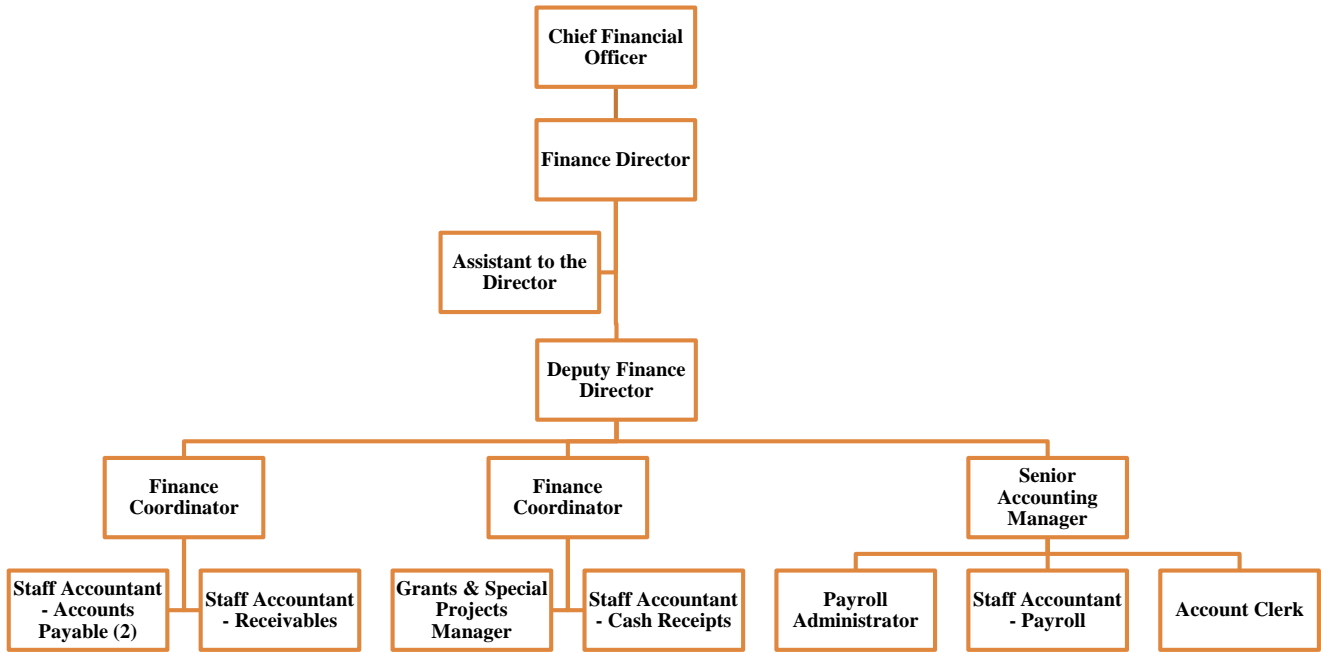
<u>KEY PERFORMANCE INDICATOR</u>	ACTUAL	ESTIMATED	PROPOSED
	<u>FY2018</u>	<u>ACTUAL</u> <u>FY 2019</u>	<u>BUDGET</u> <u>FY 2020</u>
Timely Quarterly Financial Analysis Reports	3 of 3	3 of 3	3 of 3
Timely Comprehensive Annual Financial Report	No	No	Yes
Unqualified Opinion	Yes	Yes	Yes
Timely Annual Financial Report	Yes	Yes	Yes
Timely Annual Capital Improvement Plan Budget	Yes	Yes	Yes

CITY OF NORTH MIAMI BEACH, FLORIDA

FINANCE DEPARTMENT

FISCAL YEAR ENDING SEPTEMBER 30, 2020

ACCOUNT DESCRIPTION	ACTUAL FY 2018	ADOPTED BUDGET FY 2019	ESTIMATED ACTUAL FY 2019	PROPOSED BUDGET FY 2020
SALARIES-FULL-TIME	\$ 959,273	\$ 967,057	\$ 947,716	\$ 964,189
OTHER WAGES	635	32,000	31,360	5,000
TAXES	67,187	76,240	74,715	71,552
BENEFITS	165,937	292,939	287,080	302,062
Salaries and Related Costs	1,193,032	1,368,236	1,340,871	1,342,803
OPERATING COSTS	85,279	208,011	197,610	211,111
FINANCE TOTAL	\$ 1,278,311	\$ 1,576,247	\$ 1,538,482	\$ 1,553,914



CITY OF NORTH MIAMI BEACH, FLORIDA

POLICE DEPARTMENT

FISCAL YEAR ENDING SEPTEMBER 30, 2020

MISSION STATEMENT

The North Miami Beach Police Department (NMBPD) will provide professional and ethical law enforcement services to the community. We will continue to meet the diverse needs of the City of North Miami Beach (City) and enhance the overall quality of life by providing the best public service.

SERVICES, FUNCTIONS, ACCOMPLISHMENTS AND ACTIVITIES

The NMBPD is a professional law enforcement organization that prides itself on delivering the highest level of quality service possible to more than 45,437 residents and nearly 4,000 businesses. The NMBPD will continue to work in partnership with various departments within the City and with community leaders. The NMBPD will also strive to ensure a safe environment for all residents, visitors and business owners within the City's jurisdiction. The NMBPD is committed to accomplishing its mission to protect the lives and properties of all citizens of NMB by treating every citizen with courtesy, professionalism, and respect; the NMBPD is also committed to enforcing the laws impartially, fighting crime both through deterrence and the relentless pursuit of criminals.

As part and as an ongoing effort to keep the streets of NMB safe, the NMBPD continues to develop new ways to reduce crime. Some of the techniques that the NMBPD utilizes are as follows:

- Summer Crimes Reduction Initiative
- Holiday Task Force
- Multi-Agency Probation Sweeps
- Community Events (Shop with a COP, Winter Fest Toy Drive, Chief for the Day)
- Staff Community Walks
- Partnerships with the Community (Club Law & Order and PACT Community Meetings)
- Traffic Enforcement (DUI check points, Click it or Ticket Campaign)
- Community Contact Program, Business and Park Checks
- Explorer Program to Assist in Disseminating Important Public Information and Crime Prevention Tips
- Increase Pro-active Operations
- Adjust Resources and Manpower according to Current Crime Trends
- Increase Pro-active Traffic Enforcement
- Sharing Information and Partnering with Surrounding Agencies
- Work with the Communities to Establish Better Communication

The NMBPD's comprehensive and sustained enforcement operation is designed increase police visibility which deters crime, solve open criminal cases and police the motoring public by enforcing traffic laws to help minimize crashes. The NMBPD's proactive and forward-looking approach is consistent with the 21st Century Policing model. The goal is to continually keep the citizens and visitors to the City of NMB safe.

Below is the performance metrics for the past years:

Police Performance Metrics	FY 2016	FY 2017	FY 2018
Violent Crime Rate	676.2	671.3	708.1
Citations	6017	5836	4709
Calls for Service	95,744	98,490	101,646
UCR Clearance rates	11.9 %	12.1%	24.1%
Arrests	1591	1452	1242

Community Affairs Bureau (CAB)

In 2018, the NMBPD Community Affairs Bureau (CAB) provided the framework for how the CAB deploys staff to meet the City’s public safety policy objectives. The plan seeks to provide faster response times, a stronger police presence when responding to calls for service and a smarter use of patrol resources to focus on persistent problems that can affect the quality of life within the City. NMBPD CAB has been instrumental in engaging our community and our youth through our Police Athletic League (PAL). NMB PAL will continue to engage the public and the youth in achieving meaningful results. Listed below are some of the many events NMBPD PAL has been able to strengthen the bond with police and the youth.

- NFL Football & Cheer
- Track & Field
- Farm Share
- 2nd Annual Golf Tournament
- Thanksgiving Basket Give-A-Way
- Shop with a COP
- DEFY Camp Graduation (Drug Education for Youth)
- Backpack Give-A-Way
- End of the Year Golf Tournament
- Orange Bowl Family Fun Day
- PAL Youth Leadership Awards Night

The CAB serves the community by addressing quality of life issues; they target specific calls for service that require a more personalized approach. The CAB uses community policing techniques that helps strengthen the officers' sense of ownership of the neighborhoods in which they serve, matches workload to demand, and allows citizens to become more engaged with their officer.

NMBPD has established a culture of transparency and accountability in order to build public trust and legitimacy. In addition, NMBPD has made great strides to mirror the community we serve. A multicultural law enforcement agency that can understand and connect with the diversity of issues in a community is more effective at policing. In 2019, the NMBPD will focus on One Vision One Mission One City.

NMBPD has taken great strides to reduce the number of complaints and incidents that result in officers using force. The skills and knowledge to effectively deal with these issues requires a higher level of training and education. NMBPD is accomplishing this mission by placing value on both educational achievements and socialization skills within the organization. On-going training in fields such as; Crisis Intervention, Bias awareness, mental health issues are at the top of the list. This type of training has reduced the number of citizen and excessive force complaints.

<u>Year</u>	<u>Excessive Force Complaints</u>	<u>Citizen Complaints</u>
2016	0	16
2017	0	5
2018	0	12

The North Miami Beach Police Department (NMBPD) has had a longtime commitment to professional accreditation since 1991, when the NMBPD was first accredited by the Commission on Accreditation for Law Enforcement Agencies, Inc., also referred to as CALEA. The NMBPD was the first agency in Miami-Dade County to achieve this award and has since maintained professional excellence through the Commission for Florida Law Enforcement Accreditation, Inc., (CFA).

Generally, an agency must comply with all applicable, mandatory standards in order to earn accreditation. In April 2019, the CFA assessment team conducted independent, intensive and thorough inspections of the NMBPD operations.

The CFA assessors were provided with complete, unlimited access to review written documentation, conduct personnel interviews, observe agency operations and training practices, and conduct facility inspections to ensure the NMBPD’s compliance with all accreditation standards. The agency was reviewed for its 8th reaccreditation assessment, where this process was for the honorary distinction of “EXCELSIOR” recognition, which is defined below as:

- **Commitment to Accreditation** – Candidate agencies shall have been awarded five (5) successful reaccreditation cycles by the Commission; and
- **Excellence in Accreditation** – A candidate agency’s reaccreditation interval shall only be credited toward this new recognition status, if conditions were not assessed by the Commission.

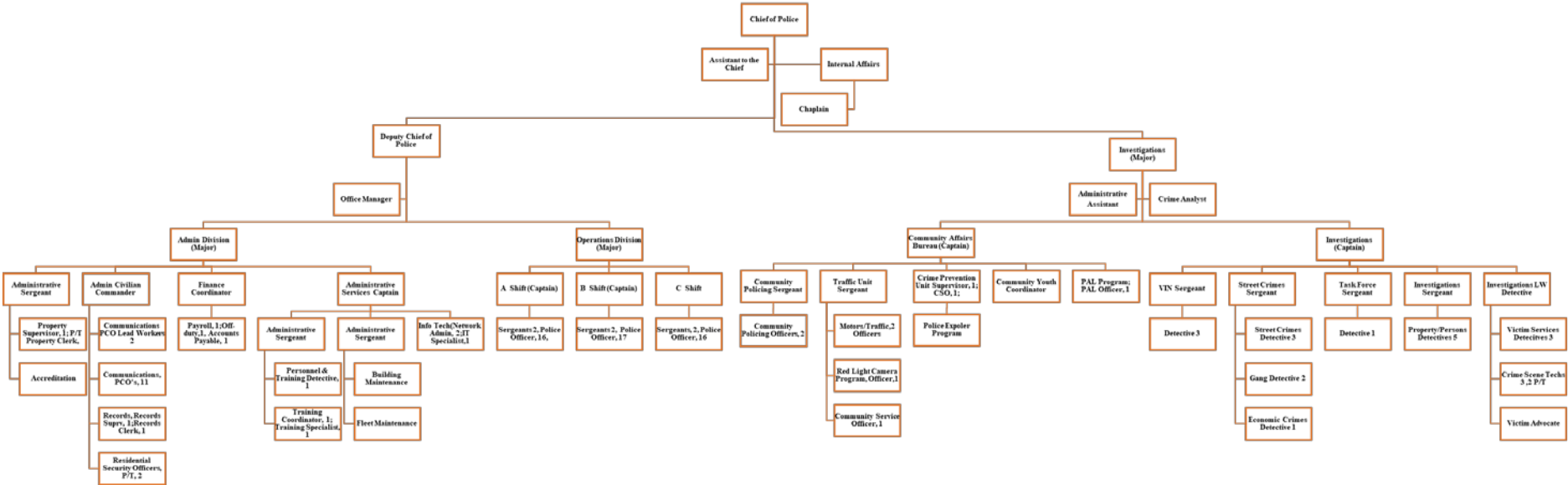
On June 26, 2019, the CFA held a conference in Orlando, Florida, to review several criminal justice agencies for initial accreditation, reaccreditation, and/or Excelsior status. The NMBPD was awarded “Excelsior” status by the CFA, making it **the first law enforcement agency in Miami-Dade County** to achieve this prestigious award. It takes approximately 17 years to achieve this recognition and the NMBPD has had the opportunity to achieve this award in 2013, 2016, and currently in 2019.

Today, the Excelsior Recognition Program recognizes some of the finest criminal justice agencies in the State of Florida and demonstrates a level of commitment to the Florida accreditation process, unparalleled in the criminal justice profession. With the continued hard work and commitment involved in the accreditation process, the NMBPD is proud to be the **ONLY** law enforcement agency that has been recognized with attaining the Excelsior status **three** consecutive times.

CITY OF NORTH MIAMI BEACH, FLORIDA

POLICE DEPARTMENT

FISCAL YEAR ENDING SEPTEMBER 30, 2020



CITY OF NORTH MIAMI BEACH, FLORIDA

POLICE DEPARTMENT

FISCAL YEAR ENDING SEPTEMBER 30, 2020

DIVISION NUMBER	ACCOUNT DESCRIPTION	ACTUAL FY 2018	ADOPTED BUDGET FY 2019	ESTIMATED ACTUAL FY 2019	PROPOSED BUDGET FY 2020
500	SALARIES-FULL-TIME	\$ 1,389,543	\$ 1,424,374	\$ 1,395,887	\$ 1,592,957
	OTHER WAGES	128,430	110,000	107,800	128,080
	TAXES	107,325	117,730	115,375	124,773
	BENEFITS	4,217,588	4,718,784	4,624,408	5,501,978
	Salaries and Related Costs	5,842,886	6,370,888	6,243,470	7,347,788
	OPERATING COSTS	661,489	752,550	714,923	770,500
	CAPITAL OUTLAY	192,687	585,000	585,000	
	CARPET REPLACEMENT				85,000
	BATHROOMS / SHOWER RENOVATIONS				175,000
	ELECTRICITY UPGRADE TO BUILDING				150,000
	LICENSE PLATE READERS				250,000
	10 POLICE VEHICLES				370,000
	POLICE RADIOS				60,000
	IT STORAGE (UPGRADE EXISTING SERVERS)				20,000
	LAPTOPS/DESKTOPS	-	-	-	75,000
	POLICE ADMINISTRATION TOTAL	\$ 6,697,062	\$ 7,708,438	\$ 7,543,393	\$ 9,303,288
501*	SALARIES-FULL-TIME	\$ 62,664	\$ -	\$ -	\$ -
	OTHER WAGES	5,648	-	-	-
	TAXES	5,107	-	-	-
	BENEFITS	23,132.35	-	-	-
	Salaries and Related Costs	96,551	-	-	-
	OPERATING COSTS	442,304	-	-	-
	POLICE GARAGE TOTAL	\$ 538,855	\$ -	\$ -	\$ -
510	SALARIES-FULL-TIME	\$ 5,876,947	6,273,764	\$ 6,148,289	6,324,238
	OTHER WAGES	580,925	520,000	509,600	633,072
	TAXES	488,739	525,143	514,640	526,225
	BENEFITS	2,372,893	2,315,159	2,268,856	2,213,044
	Salaries and Related Costs	9,319,503	9,634,066	9,441,385	9,696,579
	OPERATING COSTS	274,073	318,900	302,955	317,050
	CAPITAL OUTLAY	344,645	-	-	-
	UNIFORM SERVICES TOTAL	\$ 9,938,221	\$ 9,952,966	\$ 9,744,340	\$ 10,013,629
511	SALARIES-FULL-TIME	\$ -	\$ -	\$ -	\$ 237,000
	TAXES	-	-	-	18,131
	BENEFITS	-	-	-	40,935
	Salaries and Related Costs	-	-	-	296,066
	OPERATING COSTS	-	-	-	95,032
	CRIME PREVENTION & COMM TOTAL	\$ -	\$ -	\$ -	\$ 391,098
512	SALARIES-FULL-TIME	\$ 700,077	\$ 746,720	\$ 731,786	\$ 752,336
	OTHER WAGES	219,235	123,000	120,540	193,810
	TAXES	68,349	65,208	63,904	70,109
	BENEFITS	136,357	179,927	176,328	158,181
	Salaries and Related Costs	1,124,018	1,114,855	1,092,558	1,174,436
	OPERATING COSTS	10,288	10,700	10,165	10,950
	COMMUNICATIONS TOTAL	\$ 1,134,306	\$ 1,125,555	\$ 1,102,723	\$ 1,185,386
530	SALARIES-FULL-TIME	\$ 1,459,992	\$ 1,436,114	\$ 1,407,392	\$ 1,472,208
	OTHER WAGES	223,875	175,000	171,500	208,176
	TAXES	138,163	124,453	121,964	130,777
	BENEFITS	420,954	458,433	449,264	513,816
	Salaries and Related Costs	2,242,984	2,194,000	2,150,120	2,324,977
	OPERATING COSTS	14,854	17,150	16,293	19,400
	DETECTIVE BUREAU TOTAL	\$ 2,257,838	\$ 2,211,150	\$ 2,166,413	\$ 2,344,377

CITY OF NORTH MIAMI BEACH, FLORIDA

POLICE DEPARTMENT (continued)

FISCAL YEAR ENDING SEPTEMBER 30, 2020

DIVISION NUMBER	ACCOUNT DESCRIPTION	ACTUAL FY 2018	ADOPTED BUDGET FY 2019	ESTIMATED ACTUAL FY 2019	PROPOSED BUDGET FY 2020
531	SALARIES-FULL-TIME	\$ 130,769	\$ 122,254	\$ 119,809	\$ 172,098
	OTHER WAGES	37,685	25,000	24,500	47,929
	TAXES	12,764	11,731	11,496	16,229
	BENEFITS	63,199	61,411	60,183	69,381
	Salaries and Related Costs	244,416	220,396	215,988	305,637
	OPERATING COSTS	4,122	5,400	5,130	5,400
	CRIME SCENE TOTAL	\$ 248,538	\$ 225,796	\$ 221,118	\$ 311,037
532*	SALARIES-FULL-TIME	427,634	\$ -	\$ -	\$ -
	OTHER WAGES	31,071	-	-	-
	TAXES	52,306	-	-	-
	BENEFITS	282,208	-	-	-
	Salaries and Related Costs	793,219	-	-	-
	OPERATING COSTS	2,505	-	-	-
	TASK FORCES TOTAL	\$ 795,724	\$ -	\$ -	\$ -
533	SALARIES-FULL-TIME	376,078	\$ 844,969	\$ 828,070	\$ 813,893
	OTHER WAGES	58,372	50,000	49,000	75,000
	TAXES	39,349	69,227	67,842	67,350
	BENEFITS	104,830	254,493	249,403	295,881
	Salaries and Related Costs	578,629	1,218,689	1,194,315	1,252,124
	OPERATING COSTS	2,200	7,500	7,125	7,500
	SPECIAL INVESTIGATION TOTAL	\$ 580,829	\$ 1,226,189	\$ 1,201,440	\$ 1,259,624
555	SALARIES-FULL-TIME	29,114	\$ 31,939	\$ 31,300	\$ 32,897
	OTHER WAGES	663	-	-	-
	TAXES	2,095	2,443	2,394	2,517
	BENEFITS	16,153	15,427	15,118	307
	Salaries and Related Costs	48,025	49,809	48,813	35,721
	OPERATING COSTS	216,488	297,800	282,910	297,800
	RED-LIGHT CAMERA TOTAL	\$ 264,513	\$ 347,609	\$ 331,723	\$ 333,521
	SALARIES-FULL-TIME	\$ 10,452,818	\$ 10,880,134	\$ 10,662,531	\$ 11,397,627
	OTHER WAGES	1,285,903	1,003,000	982,940	1,286,067
	TAXES	914,196	915,935	897,616	956,111
	BENEFITS	7,637,315	8,003,634	7,843,561	8,793,523
	Salaries and Related Costs	\$ 20,290,233	\$ 20,802,703	\$ 20,386,649	\$ 22,433,328
	OPERATING COSTS	1,628,323	1,410,000	1,339,500	1,523,632
	CAPITAL OUTLAY	537,332	585,000	585,000	1,185,000
	Total Police Department	\$ 22,455,888	\$ 22,797,703	\$ 22,311,149	\$ 25,141,960

CITY OF NORTH MIAMI BEACH, FLORIDA

LIBRARY

FISCAL YEAR ENDING SEPTEMBER 30, 2020

SERVICES, FUNCTIONS AND ACTIVITIES

The NMB Library is the learning, cultural and community-building center of our city. As libraries transform from a place of books to a place where community connects with information and creates content, the NMB Library is committed to becoming a 21st Century learning space that equips its residents with the skills needed for success. The Library is part of premier residential community services throughout the world. The NMB Library provides a safe and nurturing educational facility that uses art, science and technology to enhance learning, celebrates events and festivals that result in improved individual understanding of themselves and the community with the goal nurturing a strong community togetherness, and expanding personal and community success to all North Miami Beach residents.

The Department provides a safe and attractive educational environment in which all members of the population may explore, document, learn, produce media, and art in a manner that will develop critical thinking skills, problem solving, and motivate lifelong learning. The North Miami Beach Library aims to provide experiences of hands on and Discovery learning. The NMB Discovery Library produces programs through qualified professionals that enhance the quality of life, education, and the earning potential in our community through measured outcomes and annual target benchmarks for its services and staff.

NMB Discovery Library endeavors to meet Public Library Standards established by the American Library Association, the PLibrary Association and the Florida Library Association. State public Library certification and standards qualify the NMB Discovery Library for grants and awards.

The Library Department's primary services include year-round operation of the Library lending and acquisition services, educational programs, technology instruction, collaboration with the schools, technology access, literacy instruction in all of its forms, after-school and summer programs, cultural programs, displays as well as the established summer reading, senior engagement and specialty programs outlined by IMLS and the State of Florida Libraries. We provide a place for the community members of all age groups to collaborate and enhance their well-being in a safe, clean, and nurturing environment.

GOALS AND MEASUREMENTS

Financially Sound City Government

The Library Department continues to improve its wide variety of programs that cater to all members of the community with an emphasis on financially sound decision making. During Fiscal-Year 2019, the department enhanced services and implemented programs through collaborative agencies like Florida International University, Hispanic Unity and The Children's Trust. The Library will seek a greater involvement and financial commitment from the private sector, grants and Friends of the Library in order to reduce costs attached to the programs. Joining multi-type library cooperatives and consortia the NMB Library saves and provides the equivalent of \$14.01 return on investment for

CITY OF NORTH MIAMI BEACH, FLORIDA

LIBRARY

FISCAL YEAR ENDING SEPTEMBER 30, 2020

every tax dollar spent and qualifies for federal funding of various programs. The Library's provision of services that meet Florida Public Library Standards qualifies the Library for grants thus increasing the return on the immediate investment and begins to forge a path to greater automation and cost reduction in some areas while increasing resident services and value to the community.

The Place to Live: Beautiful, Safe and Livable

The Library Department has undergone a major facelift in its interior facilities. Security services have been engaged and preventative programs have been implemented to improve the ambiance, security and sense of well-being inside and outside the library facility. The Library seeks to continue to meet ADA standards and enhance access for all. Through its cultural programming and the development of art in public places, the library seeks to beautify the city as well as energize its citizenry to do the same, to enhance the overall beauty and property values in our city.

During Fiscal Year 2020, the NMB Library will seek to enhance services through further implementation of technology, staff training and space that promotes census participation; increase a professional position that will allow for increased children's programming and implementation of outreach outlined in grants; increasing safety through a last installment of cameras and increased security hours; replacing flooring and making ADA enhancements in technology, shelving and service desks, increasing our software subscription in order to provide classes for youths and adults that can be directed by staff.

The Department further supports the community by providing educational programming in collaboration with the schools in NMBs feeder pattern, summer reading and educational camp and programs for children, teens, young adults and seniors during the summer months and year-round engagement in and outside the library as we support community events such as Washington Park's Heritage Days, Bike 305, and the Heart Health Walk.

The Department collaborates with City Public Affairs to create and promote the City events. The Library chaired the development of the One NMB Concert series and is following PLA and ALA guidelines to ensure we have every resident count in NMB. .

High Performing City Organization Providing Great Customer Service

The Library's Citizenship Classes won recognition from the County who used us as a role model to develop their programs. This past year the library developed new adult tech courses, which have enhanced the confidence and use of technology among our adult residents. Our Art Exhibits were recognized locally as one of the top events in the tri-county area by the Greater Miami Festival and Events association. The library received a make-over through new flooring in 50% of its building and used this time to reassess its floor space to maximize the sq.ft. available to our residents. Due to the high demand for engagement the library changed one professional position to a support outreach position, at a cost reduction. Though this reduced the professional services temporarily, it allowed us to use our community connections to expand our services including a concert series, the development of a second summer camp and preparing technology outreach for a grant-based program. The Youth Services Librarian III position was changed to provide oversight of our

CITY OF NORTH MIAMI BEACH, FLORIDA

LIBRARY

FISCAL YEAR ENDING SEPTEMBER 30, 2020

Discovery District and our Children’s Services. This allowed the Library to provide technology instruction to young adults and adults in a consistent basis and shifted administrative responsibilities to the Librarian III. One of the Youth Services accomplishments this year was the development of the Literacy Fair which drew in almost 1000 residents. These changes enhanced the organizational structure in a manner that permitted a greater use of staff abilities and strengths and maximized the space. It was pivotal in drawing the attention of the National Library Association who visited our facility. We are on our way to increasing services for the City’s residents and greater efficiency on its delivery.

Revitalized Downtown and Major Corridors

The Library Department is in an anchor location of the North Miami Beach Downtown area major corridor and part of the Hanford Boulevard future redevelopment. The NMB Library’s exterior beautification projects and the community development should serve it to become part of a thriving educational complex and place it at the center of local businesses and homes where it will easily be accessible by its residents.

KEY PERFORMANCE INDICATOR

City of NMB Library has a Census estimate of 43,971. This places the library into a medium size library serving over 39,900 – 89,900. The following numbers are guidelines set by Florida Public Library Standards and the Opinion Counts annual compilation.

The City of North Miami Beach Library meets many of the standards, however due to limited staffing programming has been deficient. We have been on an upward trend in the past 2 years and are currently surpassing the Learning Outcomes dictated by the State of Florida.

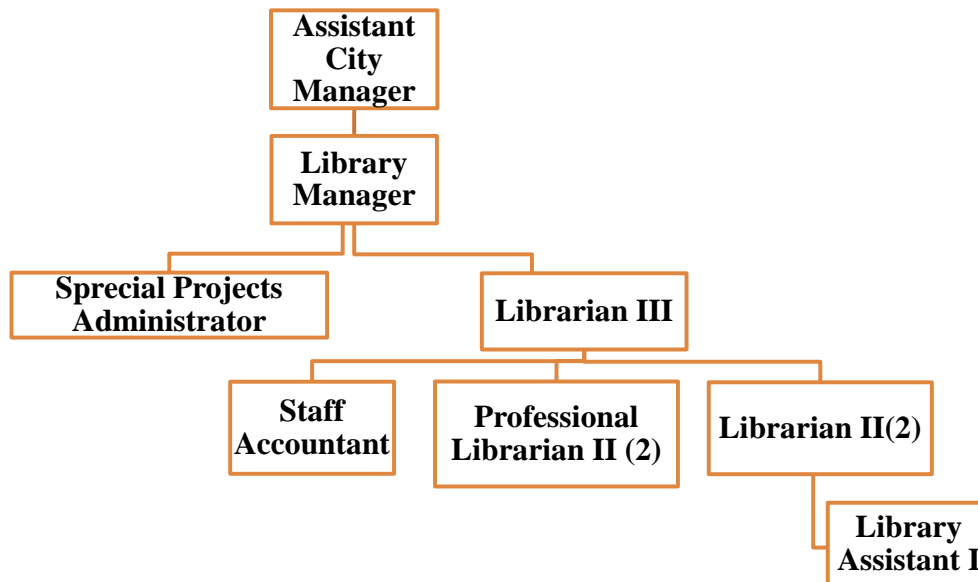
INDICATOR	FY 2020		FY 2019	
	Goal	Actual	Goal	Actual
Hours of Public Service per week	62-85	62	62-85	63
Library Holdings per capita	2.2	1.3	2.2	1.4
Square Feet per capita	0.7	0.57	0.7	0.57
Library Visits per staff FTE	9,808	13,014	9,808	12,909
Total Program Attendance per capita	0.40	0.29	0.40	0.23
with learning outcome	40%	57%	40%	57%
Percentage of Juvenile Program Attendance	80%	97.6%	80%	97.6%
with learning outcome	50%	57%	50%	55%

CITY OF NORTH MIAMI BEACH, FLORIDA

LIBRARY

FISCAL YEAR ENDING SEPTEMBER 30, 2020

DIVISION NUMBER	ACCOUNT DESCRIPTION	ACTUAL FY 2018	ADOPTED BUDGET FY 2019	ESTIMATED ACTUAL FY 2019	PROPOSED BUDGET FY 2020
600	SALARIES-FULL-TIME	\$ 342,076	\$ 391,474	\$ 383,645	\$ 421,312
	OTHER WAGES	177,870	181,058	177,437	211,614
	TAXES	40,161	43,942	43,063	47,735
	BENEFITS	<u>62,642</u>	<u>87,321</u>	<u>85,575</u>	<u>109,105</u>
	Salaries and Related Costs	622,749	703,795	689,719	789,766
	OPERATING COSTS	245,471	241,982	229,883	274,109
	CAPITAL OUTLAY	65,891	66,000	62,700	
	IT EQUIPMENT-COMPUTER STATIONS				5,000
	ADA ACCESSIBLE CIRCULATION DESK				28,000
	ADA BATHROOMS AND UPGRADES				95,000
	CHEVY MALIBU				18,447
	PHASE TWO REPLACEMENT	-	-	-	95,000
	LIBRARY TOTAL	<u>\$ 934,111</u>	<u>\$ 1,011,777</u>	<u>\$ 982,302</u>	<u>\$ 1,305,322</u>



CITY OF NORTH MIAMI BEACH, FLORIDA

PARKS AND RECREATION DEPARTMENT

FISCAL YEAR ENDING SEPTEMBER 30, 2020

SERVICES, FUNCTIONS AND ACTIVITIES

The Parks and Recreation Department is committed to providing excellent customer service, recreational opportunities and beautiful parks and facilities, that enhance the quality of life, to all who live work and play in our diverse, vibrant and historic community.

The Parks & Recreation Department's primary services include the year-round operation of all City parks, community centers, pools, athletic fields, Gwen Margolis Amphitheater and the Julius Littman Performing Arts Theater. The Parks and Recreation Department's core recreation programs include after school programs, summer camp programs, athletics and events. However, the Parks and Recreation Department offers programs for its senior citizens as well as other specialized classes and activities for all ages.

The Department will continue to provide City residents with quality special events, such as: Love In Valentine's Day Event, Monster Mash Bash Halloween Event, Snow Fest Event, Holiday Lighting Ceremony, Veteran's Day, Memorial Day, Mother's Day Breakfast, Youth Symposium, National Day of Prayer, Back to School Health Fair, and Healthy Heart Walk and Event, Bike 305, and a Multi-Cultural event.

GOALS AND MEASUREMENTS

Financially Sound City Government

The Parks & Recreation Department continues to improve on its wide variety of programs that cater to all members of the community with an emphasis on financially sound decision making. The Department was able to secure sponsorship dollars for special events such as Snow Fest, Bike 305, and the Heart Health Walk. In addition, scholarships were obtained for North Miami Beach Residents for Summer Camp and Bollettieri Tennis Academy. The Department will continue to seek sponsorships, community partnerships and scholarships to offset the cost of special events, programs and activities for the community.

In 2019, the city received notification that it was awarded the second-year funding cycle from The Children's Trust to continue our enhancement of the Afterschool programming at Uleta Park, Highland Village, Washington Park and the City's Library. The Children's Trust is a dedicated source of revenue derived from property taxes, established by voter referendum in 2002. Their mission is to partner with the community to plan, advocate for and fund strategic investments that improve the lives of all children and families in Miami-Dade County. Their vision is for a community that works together to provide the essential foundations to enable every child to achieve their full potential. In 2019 we were also awarded \$100,000 from the CDBG grant to help fund the Schreiber Promenade playground project.

The Place to Live: Beautiful, Safe and Livable

Work has begun on the City’s first system wide approved Parks Master Plan to improve accessibility, conditions and desirability of parks and amenities. This plan will be a catalyst for future enhancements, acquisitions and construction of parks. During FY19, the following capital improvement projects were completed:

- Renovations of the Allen Park basketball gymnasium floor
- Replacement of Highland Village Park fence
- LED Musco lighting at Mischon Park field and parking lot
- Replace floor membrane for Victory Pool Little Lagoon
- Uleta Park indoor gymnasium LED lighting
- Victory Pool deck furniture
- Eastern Shores Tot Lot
- Aqua Bowl resurfacing of west parking lot.

High Performing City Organization Providing Great Customer Service

The Parks & Recreation Department provides top notch service and support to the residents and visitors of the City of North Miami Beach. In May 2017, the City received its second Playful City USA designation. North Miami Beach is one of only 257 cities across the nation to receive this prestigious award.

KEY PERFORMANCE INDICATORS

Key Indicator 1: Operating Expenditures per capita to “deliver City services in the most effective and efficient manner.”

Fiscal Year	FY2019	FY2017	FY2016	FY2015
Operating cost per capita	\$90.14	\$96.47	\$101.89	\$100.54

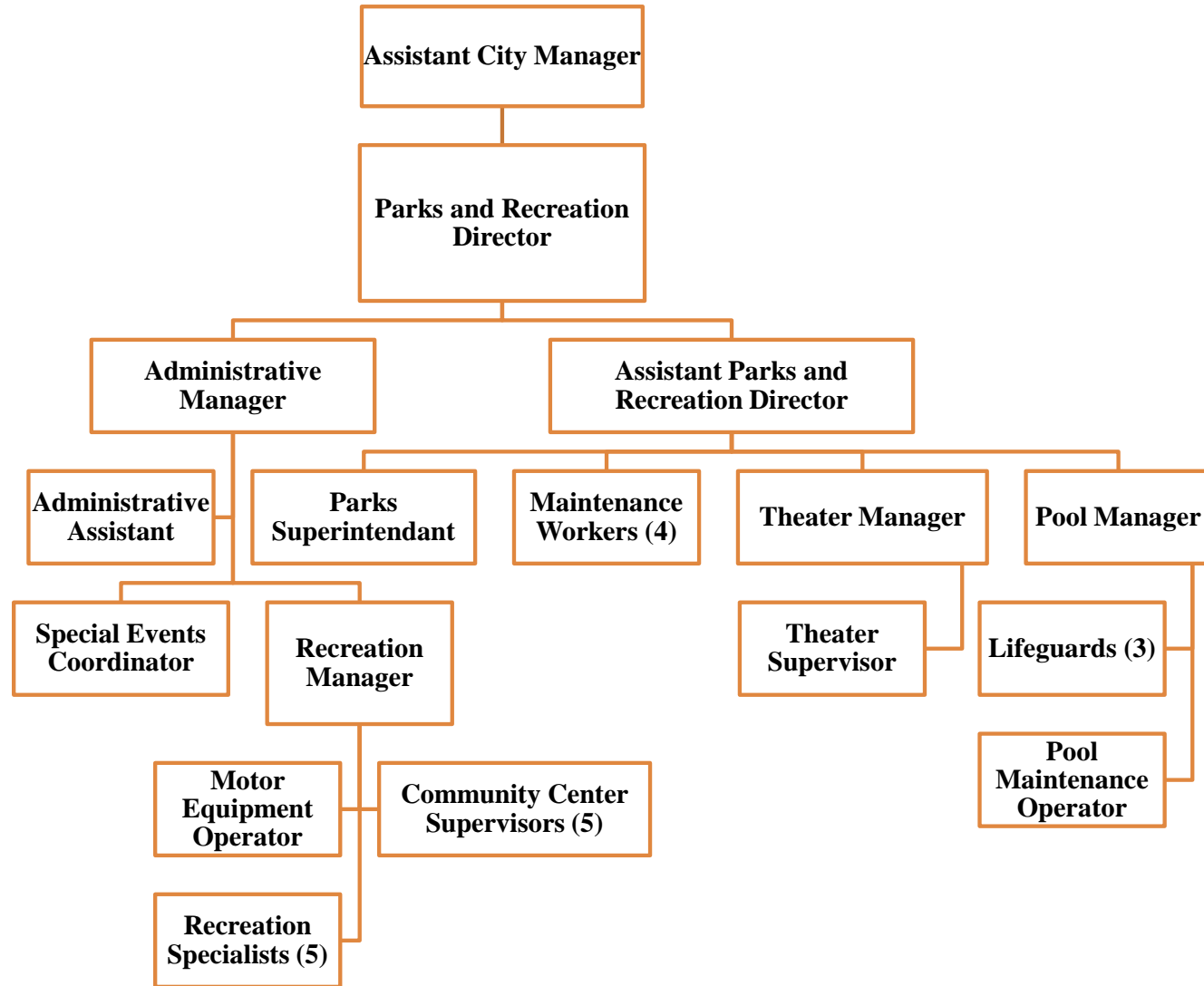
Key Indicator 2: Number of Children Registered in Summer Programs/Number of available spaces in Programs “to provide a variety of recreational programs and activities for all.”

FISCAL YEAR	2019	2017	2016	2015
SUMMER CAMP	Children registered per available space			
Allen Park Sports Camp	51/100	100/91	100/107	100/107
Highland Village	70/62	75/72	75/67	75/71
Uleta Community Center	149/135	135/186	135/50	35/148
Washington Park	58/54	75/35	75/56	75/70
YES Center	219/175	175/214	175/197	175/192
FLY Program (PAL)	12/15	N/A	N/A	N/A
Girls LEAD Program	10/15	N/A	N/A	N/A
TOTAL	569/556	560/598	560/577	560/588

CITY OF NORTH MIAMI BEACH, FLORIDA

PARKS AND RECREATION DEPARTMENT

FISCAL YEAR ENDING SEPTEMBER 30, 2020



CITY OF NORTH MIAMI BEACH, FLORIDA

PARKS AND RECREATION DEPARTMENT

FISCAL YEAR ENDING SEPTEMBER 30, 2020

DIVISION NUMBER	ACCOUNT DESCRIPTION	ACTUAL FY 2018	ADOPTED BUDGET FY 2019	ESTIMATED ACTUAL FY 2019	PROPOSED BUDGET FY 2020
710	SALARIES-FULL-TIME	\$ 361,808	\$ 550,282	\$ 539,276	\$ 572,614
	OTHER WAGES	48,327	69,288	67,902	69,288
	TAXES	42,251	43,213	42,349	50,069
	BENEFITS	237,558	141,626	138,793	173,526
	Salaries and Related Costs	689,943	804,409	788,321	865,497
	OPERATING COSTS	399,689	377,200	358,340	555,455
	CAPITAL OUTLAY	151,932	1,371,000	1,371,000	
	ALLEN PARK --CONSTRUCT OUTDOOR RESTROOM / INSTALL PRE-FAB RESTROOM				150,000
	RENOVATE GREEN ROOM CULTURAL CENTER				15,000
	ULETA PARK -INSTALL NEW LED LIGHTS ON BASKETBALL AND FIELD LIGHTS				155,000
	ULETA ADUDITORIUM --LIGHTING, CURTAINS, RE-SURFACE				10,000
	ULETA -- PARKING LOT LIGHTS				30,000
	VICTORY POOL REPLACE POOL MEMBRANE				250,000
	HIGHLAND VILLAGE -- REPURPOSE SHUFFLE BOARD COURTS				60,000
	HIGHLAND VILLAGE -- RESURFACE BASKETBALL COURTS				8,000
	NEW SIGNAGE (TWO PER PARK @ \$1,200 PER SIGN FOR FIVE PARKS)				6,000
	CITYWIDE FENCE REPLACEMENT				50,000
	CITYWIDE INSTALLATION OF POURED IN PLACE SAFETY SURFACE AT ALL PLAYGROUNDS				75,000
	NEW SKATE PARK				250,000
	ULETA PARK SHADE STRUCTURE OVER PLAYGROUND				75,000
	MISCHON PARK - REMEDIATION SERVICES, ARTIFICIAL TURF (TO INCLUDE NEW BLEACHERS)				425,000
	ALLEN PARK - INDOOR / OUTDOOR PA SYSTEM				5,000
	ULETA PARK -- INDOOR / OUTDOOR PA SYSTEM				5,000
	LITTMAN THEATER SOUND BOARD REPLACEMENT				75,000
	VICTORY POOL - INSTALL NEW SPLASH PAD				300,000
	ULETA PARK -- INSTALL 5 MORE CAMERAS FOR SAFETY COVERAGE				7,500
	LITTMAN THEATER NEW SPEAKER EQUIPMENT				15,000
	VICTORY POOL REPLACE DECK FURNITURE				10,000
	VICTORY POOL NEW SWING				30,000
	CHEVY SILVERADO FOR PARKS				39,528
	CHEVY SUV REPLACE VEHICLE #707 FOR PARKS & REC				24,579
	CHEVY SILVERADO REPLACE VEHICLE #0407 FOR PARKS & REC				30,528
	CHEVY SILVERADO REPLACE VEHICLE # 8220 FOR PARKS & REC				30,528
	ADMINISTRATION TOTAL	\$ 1,241,564	\$ 2,552,609	\$ 2,517,661	\$ 3,552,615

DIVISION NUMBER	ACCOUNT DESCRIPTION	ACTUAL FY 2018	ADOPTED BUDGET FY 2019	ESTIMATED ACTUAL FY 2019	PROPOSED BUDGET FY 2020
712	SALARIES-FULL-TIME	\$ 215,705	\$ 215,485	\$ 211,175	\$ 225,361
	OTHER WAGES	250,253	238,416	233,648	216,897
	TAXES	35,136	33,350	32,683	33,315
	BENEFITS	47,842	56,162	55,039	83,491
	Salaries and Related Costs	548,936	543,413	532,545	559,064
	OPERATING COSTS	190,123	243,452	231,279	222,252
	CAPITAL OUTLAY	-	-	-	-
	AQUATICS TOTAL	\$ 739,059	\$ 786,865	\$ 763,824	\$ 781,316
713	OPERATING COSTS	\$ 59,377	\$ 63,400	\$ 60,230	\$ 61,250
	CAPITAL OUTLAY	10,000	-	-	-

CITY OF NORTH MIAMI BEACH, FLORIDA

PARKS AND RECREATION DEPARTMENT

FISCAL YEAR ENDING SEPTEMBER 30, 2020

	TENNIS CENTER TOTAL	\$ 69,377	\$ 63,400	\$ 60,230	\$ 61,250
714	SALARIES-FULL-TIME	\$ 77,357	\$ 132,109	\$ 129,467	\$ 154,488
	OTHER WAGES	127,492	118,364	115,997	118,364
	TAXES	15,549	10,245	10,040	20,655
	BENEFITS	23,167	57,872	56,715	43,053
	Salaries and Related Costs	243,565	318,590	312,218	336,560
	OPERATING COSTS	59,162	69,718	69,718	62,712
	ACDONALD/SILVER YES CENTERS TOTAL	\$ 302,727	\$ 388,308	\$ 381,936	\$ 399,272
717	OPERATING COSTS	\$ 3,843	\$ 3,750	\$ 3,563	\$ 3,750
	RESOURCE CENTERS TOTAL	\$ 3,843	\$ 3,750	\$ 3,563	\$ 3,750
721	SALARIES-FULL-TIME	\$ 100,087	\$ 102,465	\$ 100,416	\$ 141,632
	OTHER WAGES	110,597	84,116	82,434	84,116
	TAXES	17,814	7,839	7,682	17,103
	BENEFITS	70,235	41,485	40,655	48,017
	Salaries and Related Costs	298,732	235,905	231,187	290,868
	OPERATING COSTS	477,052	973,820	925,129	876,520
	CAPITAL OUTLAY	3,209	-	-	-
	BUILDING MAINTENANCE TOTAL	\$ 778,993	\$ 1,209,725	\$ 1,156,316	\$ 1,167,388
722	SALARIES-FULL-TIME	\$ 105,505	\$ 105,505	\$ 103,395	\$ 139,670
	OTHER WAGES	65,507	31,000	30,380	31,000
	TAXES	12,732	8,172	8,009	12,622
	BENEFITS	31,306	38,985	38,205	51,864
	Salaries and Related Costs	215,050	183,662	179,989	235,156
	OPERATING COSTS	52,064	44,080	41,876	44,180
	CAPITAL OUTLAY	2,750	-	-	-
	CULTURAL PROGRAMS TOTAL	\$ 269,864	\$ 227,742	\$ 221,865	\$ 279,336

CITY OF NORTH MIAMI BEACH, FLORIDA

PARKS AND RECREATION DEPARTMENT (continued)

FISCAL YEAR ENDING SEPTEMBER 30, 2020

DIVISION NUMBER	ACCOUNT DESCRIPTION	ACTUAL FY 2018	ADOPTED BUDGET FY 2019	ESTIMATED ACTUAL FY 2019	PROPOSED BUDGET FY 2020
730	SALARIES-FULL-TIME	\$ 106,896	\$ 137,807	\$ 135,051	\$ 156,371
	OTHER WAGES	149,144	53,274	52,209	51,774
	TAXES	19,125	7,370	7,223	15,748
	BENEFITS	19,348	39,439	38,650	59,093
	Salaries and Related Costs	294,513	237,890	233,132	282,986
	OPERATING COSTS	48,069	68,232	64,820	53,832
	CAPITAL OUTLAY	20,250	-	-	-
	ALLEN PARK TOTAL	\$ 362,832	\$ 306,122	\$ 297,953	\$ 336,818
731	SALARIES-FULL-TIME	\$ 69,715	\$ 68,635	\$ 67,262	\$ 84,271
	OTHER WAGES	82,841	33,967	33,288	95,280
	TAXES	11,453	10,916	10,698	13,668
	BENEFITS	31,011	16,350	16,023	29,141
	Salaries and Related Costs	195,020	129,868	127,271	222,360
	OPERATING COSTS	25,439	37,212	35,351	30,372
	CAPITAL OUTLAY	18,424	-	-	-
	HIGHLAND VILLAGE TOTAL	\$ 238,883	\$ 167,080	\$ 162,622	\$ 252,732
732	SALARIES-FULL-TIME	\$ 68,325	\$ 67,807	\$ 66,451	\$ 79,121
	OTHER WAGES	84,548	43,655	42,782	105,468
	TAXES	11,552	8,573	8,402	13,961
	BENEFITS	31,241	23,504	23,034	35,318
	Salaries and Related Costs	195,666	143,539	140,668	233,868
	OPERATING COSTS	65,445	68,152	64,744	66,842
	CAPITAL OUTLAY	12,498	-	-	-
	ULETA TOTAL	\$ 273,609	\$ 211,691	\$ 205,413	\$ 300,710
733	SALARIES-FULL-TIME	\$ 67,787	\$ 41,426	\$ 40,597	\$ 46,350
	OTHER WAGES	56,307	39,055	38,274	56,188
	TAXES	9,341	6,126	6,003	8,074
	BENEFITS	14,398	14,729	14,434	3,808
	Salaries and Related Costs	147,832	101,336	99,309	114,420
	OPERATING COSTS	34,982	44,282	42,068	37,872
	WASHINGTON PARK TOTAL	\$ 182,814	\$ 145,618	\$ 141,377	\$ 152,292
741	OTHER WAGES	\$ 32,220	\$ 63,540	\$ 62,269	63,540
	TAXES	2,465	4,861	4,764	4,861
	Salaries and Related Costs	34,685	68,401	67,033	68,401
	OPERATING COSTS	9,389	10,860	10,317	10,160
B.L.A.S.T	AFTERSCHOOL PROGRAM TOTAL	\$ 44,074	\$ 79,261	\$ 77,350	\$ 78,561
744	OTHER WAGES	\$ 21,851	\$ 12,840	\$ 12,583	12,840
	TAXES	1,672	982	962	982
	Salaries and Related Costs	23,522	13,822	13,546	13,822
	OPERATING COSTS	973	3,100	2,945	2,700
C.A.R.E.	AFTERSCHOOL PROGRAM TOTAL	\$ 24,495	\$ 16,922	\$ 16,491	\$ 16,522

CITY OF NORTH MIAMI BEACH, FLORIDA

PARKS AND RECREATION DEPARTMENT (continued)

FISCAL YEAR ENDING SEPTEMBER 30, 2020

745	OTHER WAGES	29,059	20,200	19,796	20,200
	TAXES	<u>2,223</u>	<u>1,545</u>	<u>1,514</u>	<u>1,545</u>
	Salaries and Related Costs	31,282	21,745	21,310	21,745
	OPERATING COSTS	<u>3,685</u>	<u>5,480</u>	<u>5,206</u>	<u>4,100</u>
S.T.A.R. AFTERSCHOOL PROGRAM TOTAL		\$ <u>34,967</u>	\$ <u>27,225</u>	\$ <u>26,516</u>	\$ <u>25,845</u>
746	OTHER WAGES	146,339	98,400	96,432	98,400
	TAXES	<u>11,197</u>	<u>7,528</u>	<u>7,377</u>	<u>7,528</u>
	Salaries and Related Costs	157,536	105,928	103,809	105,928
	OPERATING COSTS	<u>16,256</u>	<u>19,350</u>	<u>18,383</u>	<u>17,200</u>
Y.E.S. AFTERSCHOOL PROGRAM TOTAL		\$ <u>173,792</u>	\$ <u>125,278</u>	\$ <u>122,192</u>	\$ <u>123,128</u>
PARKS AND RECREATION DEPARTMENT TOTAL					
	SALARIES-FULL-TIME	\$ 1,173,185	\$ 1,421,521	\$ 1,393,091	\$ 1,599,878
	OTHER WAGES	1,204,484	906,115	887,993	1,023,355
	TAXES	192,508	150,720	147,706	200,131
	BENEFITS	<u>506,106</u>	<u>430,152</u>	<u>421,549</u>	<u>527,311</u>
	Salaries and Related Costs	3,076,283	2,908,508	2,850,338	3,350,675
	OPERATING COSTS	1,445,548	2,032,088	1,933,970	2,049,197
	CAPITAL OUTLAY	<u>219,063</u>	<u>1,371,000</u>	<u>1,371,000</u>	<u>2,131,663</u>
	Total Parks & Recreation	\$ <u>4,740,894</u>	\$ <u>6,311,596</u>	\$ <u>6,155,307</u>	\$ <u>7,531,535</u>

CITY OF NORTH MIAMI BEACH, FLORIDA

PUBLIC WORKS DEPARTMENT

FISCAL YEAR ENDING SEPTEMBER 30, 2020

SERVICES, FUNCTIONS AND ACTIVITIES

The Public Works Department is responsible for the sustainability and general appearance of all City owned properties, including landscaping and maintenance of the rights-of-ways, and stormwater management. The department is also responsible for providing repairs and maintenance to all City facilities, streets, and alleys. Engineering permits are also processed by the Department, which includes driveway, paving, and right of way permits. For this wide-ranging array of areas, the department is fully committed to delivering excellent quality service that exceeds Public Works standards and meets the expectations of our residents and business owners.

The Public Works Department is comprised of multiple divisions. The General Fund divisions are addressed in this section. Transit Surtax, Solid Waste and Stormwater Funds will be addressed separately in this document. Although an integral part of each fund's budget, a summarized City-wide Capital Improvements Program (CIP) is also presented separately within this document.

GOALS AND MEASUREMENTS

Financially Sound City Government

The Public Works Department will continue its assessment of City facilities with a deliberate approach to addressing infrastructure improvements, including replacement of exterior lighting systems to light emitting diode lights (LED), and the replacement of aged air conditioning systems. Cost savings and efficiency gains will be achieved where possible by modernizing landscape irrigation systems to provide a low-cost water source. These activities will address the City Commission's objective of investing in well planned, well maintained, and upgraded infrastructure and facilities, as well as incorporating the latest technology to maximize efficiency.

The Place to Live: Beautiful, Safe and Livable

The Public Works Department will continue to focus on best practices in its beautification and landscaping efforts throughout the City by continuing to improve the major corridors, entryways and neighborhood aesthetics. The Streets and Alleys Division will repair or replace sidewalks and mill and resurface streets as provided for by the Pavement Assessment Plan and the ADA Transition Plan. The Transportation Master Plan (TMP) will be implemented to significantly improve traffic safety and in many cases incorporate beautification enhancements.

High Performing City Organization Providing Great Customer Service

Enhanced training programs in several areas will provide staff with the knowledge, skills, and abilities necessary to provide our residents and customers with exceptional service. A new work order system will further improve performance measurement such that the Department will be able to assess and monitor productivity metrics and service delivery performance.

Revitalized Downtown and Major Corridors

The Public Works Department’s continued efforts to revitalize its major corridors will be evident through installation of new entryway signage at two locations in fiscal year 2020 and will encompass enhanced landscaping.

METRICS

Beautification

2,347 trees trimmed annually
 194 trees installed
 8,669 plants installed
 2,560 miles of litter pick up
 300 linear feet of swales cut
 749 coconut removed

Roads and Streets

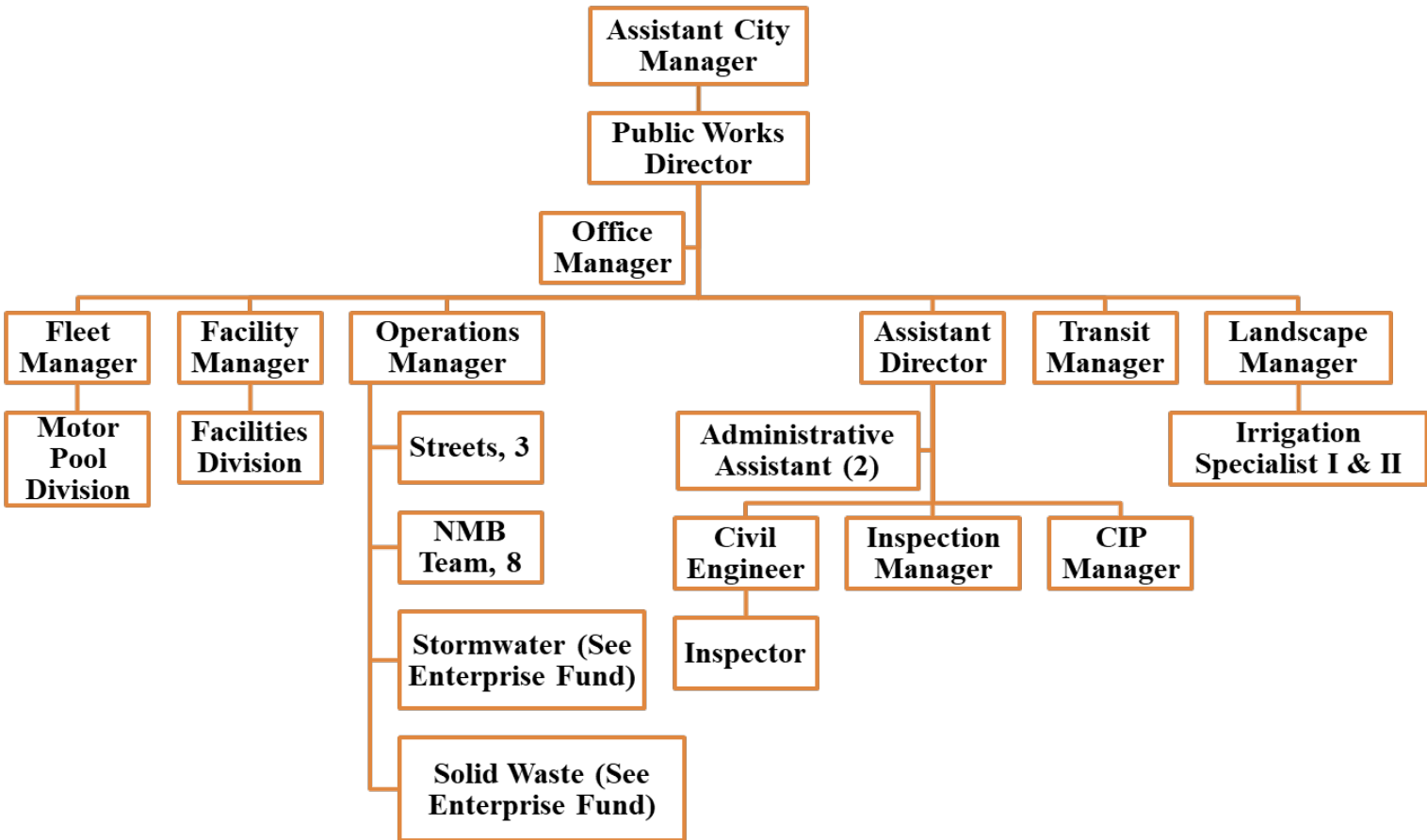
1,227 miles of street swept
 5,917 square yards of sidewalks replaced
 159 potholes patched
 28,278 trash cans emptied
 240 street signs maintained

Engineering

335 permits reviewed to date for FY19
 66 permits issued to date FY19
 orders. 296 inspections performed

Fleet Management

817 vehicle repairs performed annually
 3-day average turnaround time repair



SPECIAL REVENUE FUNDS



CITY OF NORTH MIAMI BEACH, FLORIDA

GOVERNMENTAL IMPACT FEES FUND

FISCAL YEAR ENDING SEPTEMBER 30, 2020

The Governmental Impact Fees Fund is used to account for the fees required of developers to pay for their proportionate share of the cost of capital facilities necessary to accommodate their development. The fees are collected for the City's beautification, parks and police departments and may only be expended on capital improvements for those departments. This fund is consolidated into the General Fund for financial statement presentation.

ACCOUNT NUMBER	ACCOUNT DESCRIPTION	ACTUAL FY 2018	ADOPTED BUDGET FY 2019	ESTIMATED ACTUAL FY 2019	PROPOSED BUDGET FY 2020
<u>REVENUES</u>					
300100	CARRYOVER FROM PRIOR YEARS	\$ -	\$ 1,145,000	\$ 65,340	\$ 439,800
324202	BEAUTIFICATION IMPACT FEES	4,060	-	4,500	-
324100	POLICE IMPACT FEES	4,243	-	5,000	2,000
324600	PARK IMPACT FEES	1,590	-	2,000	15,000
	TOTAL REVENUES	\$ 9,893	\$ 1,145,000	\$ 76,840	\$ 456,800
<u>EXPENSES</u>					
500642	POLICE DATA PROCESSING EQUIPMENT	\$ -	\$ 87,000	\$ 87,000	\$ 4,800
710630	PARKS IMPROVEMENTS OTHER THAN BUILDING	72,090	-	-	-
710640	PARKS MACHINERY AND EQUIPMENT	-	637,000	637,000	30,000
870630	BEAUTIFICATION IMPROVEMENTS	-	421,000	421,000	422,000
	TOTAL EXPENSES	\$ 72,090	\$ 1,145,000	\$ 1,145,000	\$ 456,800

CITY OF NORTH MIAMI BEACH, FLORIDA

TRANSIT SURTAX FUND

FISCAL YEAR ENDING SEPTEMBER 30, 2019

SERVICES, FUNCTIONS AND ACTIVITIES

The Transit Surtax Fund is a special revenue fund used to account for the City's portion of the Miami-Dade County one-half percent sales tax approved by voters in November 2002. At least twenty percent of the funds must be used for transit purposes and the remainder may only be used for transportation projects.

Financially Sound City Government

The NMB Line service will continue to provide safe, convenient and reliable service to the City's residents and visitors in a cost-effective manner. In FY 2020 a new route will be implemented to serve the western area of the City. The Division will continue its engagement of a professional transit operation firm that offers competitive pricing and purchase new vehicles based on procurement best practices.

The Place to Live: Beautiful, Safe and Livable

As the NMB Line transit service expands its routes, it will continue to provide a safe, comfortable and convenient transportation alternative with vehicles featuring the City "brand" colors, an attractive exterior design and amenities such as Wi-Fi and a real-time route tracking app.

High Performing City Organization Providing Great Customer Service

The transit service's high level of customer service will be evidenced by reliable, on-time service and the ability for riders to track the status of each route trolley in real time. During fiscal year 2019, the NMB Line's on-time performance was nearly 87%.

MAJOR ACCOMPLISHMENTS & MEASUREMENTS

- **Increased Ridership and On-Time Performance:** Annual ridership nearly doubled from 86,000 in FY17 to a record 182,000 in FY18, improving the ranking from twelfth to eighth among County circulator services. The growth in service is expected to continue.
- **Improved Geographical Coverage:** Modified one route to reach the City Hall complex, resulting in two routes servicing this important stop.
- **Recognition by CITT:** The NMB Line team was asked to share details about the successes of its operation to the CITT Board in January 2019.
- **FCCMA Presentation:** The NMB Line Team in collaboration with consultants Corradino Group present the successes of the NMB Line at the Transportation and Transit Session of the Florida City and County Management Association Annual conference.

CITY OF NORTH MIAMI BEACH, FLORIDA

TRANSIT SURTAX FUND

FISCAL YEAR ENDING SEPTEMBER 30, 2020

The Transit Surtax Fund is a special revenue fund used to account for the City's portion of the Miami-Dade County one-half percent sales tax approved by voters in November 2002. According to an Interlocal agreement at least twenty percent of the funds must be used for transit purposes and the remainder must be used on transportation projects.

ACCOUNT DESCRIPTION	ACTUAL FY 2018	ADOPTED BUDGET FY 2019	ESTIMATED ACTUAL FY 2019	PROPOSED BUDGET FY 2020
<u>REVENUES</u>				
CARRYOVER FROM PRIOR YEARS	\$ -	\$ 820,789	\$ -	\$ 1,611,359
TRANSIT SYSTEM SURTAX	1,882,765	1,750,000	1,750,000	1,883,283
OTHER INCOME	-	-	-	-
TOTAL REVENUES	<u>\$ 1,882,765</u>	<u>\$ 2,570,789</u>	<u>\$ 1,752,300</u>	<u>\$ 3,494,642</u>
<u>EXPENSES</u>				
<u>TRANSPORTATION</u>				
OPERATING COSTS	\$ 194,465	\$ 65,000	\$ 63,700	\$ 65,000
CAPITAL OUTLAY	495,956	1,000,000	980,000	
SIDEWALK AND ADA UPGRADES				250,000
ROADWAY RESURFACING				300,000
WAY FINDING SIGNS				200,000
BUS STOPS				400,000
CITYWIDE TRAFFIC CALMING				50,000
NE 1153RD STREET AND ROADWAY DESIGN IMPROVEMENTS				106,000
NON-OPERATING COSTS	714,706	738,845	738,845	799,827
TRANSPORTATION TOTAL	<u>1,405,127</u>	<u>1,803,845</u>	<u>1,782,545</u>	<u>2,170,827</u>
<u>TRANSIT</u>				
SALARIES-FULL-TIME	\$ 25,485	32,240	\$ 31,595	50,000
OTHER WAGES	10,288	24,120	23,638	24,153
TAXES	2,750	2,512	2,462	5,550
BENEFITS	9,541	9,672	9,479	14,064
Salaries and Related Costs	48,064	68,544	67,173	93,767
OPERATING COSTS	736,263	698,400	663,480	1,230,048
TRANSIT TOTAL	<u>784,327</u>	<u>766,944</u>	<u>730,653</u>	<u>1,323,815</u>
TOTAL EXPENSES	<u>\$ 2,189,454</u>	<u>\$ 2,570,789</u>	<u>\$ 2,513,198</u>	<u>\$ 3,494,642</u>

CITY OF NORTH MIAMI BEACH, FLORIDA

COMMUNITY REDEVELOPMENT AGENCY

FISCAL YEAR ENDING SEPTEMBER 30, 2020

SERVICES, FUNCTIONS AND ACTIVITIES

In 2005, the City created the Community Redevelopment Agency (CRA), a dependent special district governed by Florida Statute Chapter 163, Part III, Chapter 189, Redevelopment Plan, and the interlocal agreement between the CRA, City, and the Miami-Dade County Board of County Commissioners (BCC). The CRA's goals are to improve property values, eliminate and prevent the spread of blight, improve infrastructure, and reduce incidents of crime within the Redevelopment Area. The work program for the CRA is defined in the Community Redevelopment Plan (Plan) where comprehensive strategies were formulated to promote redevelopment and rehabilitation of the commercial and neighborhood areas. The Plan provides for a series of activities over the life-span of the CRA that should be catalysts for the revitalization of the area into a more prosperous part of the City.

The Redevelopment Area consists of approximately 468 acres and contains commercial, institutional, recreational, mixed-use, and multi-family residential uses. There are about twenty single-family homes in the Redevelopment Area. However, they are within an RO Residential Office District.

GOALS AND MEASUREMENTS

Financially Sound City Government

The CRA adopted the City's procurement procedures, follows the Florida Redevelopment Association best practices, Florida Special Districts' legislation.

The Place to Live: Beautiful, Safe and Livable

The CRA will continue to assist existing and new businesses through the Commercial Property Improvement Program. The CRA will continue evaluating its new programs that assist commercial property owners with sewer tie-in costs. Lastly, the CRA will extend the development of a targeted industry preference and proactively seek to attract those industries.

High Performing City Organization Providing Great Customer Services

The CRA will continue to publicize the business-friendly atmosphere for the City. The CRA will identify resources to assist properties with connections to the Sanitary Sewer System.

Revitalized Downtown and Major Corridors

The CRA will implement a marketing and special events program to attract new businesses and promote existing businesses to downtown. The CRA will work with the County to improve the West Dixie Highway Corridor through the West Dixie Highway Implementation Plan that was integrated into the updated and amended Plan. The CRA will continue to seek inter-agency partnerships to promote efficiency. The CRA will seek out redevelopment opportunities, including potential land acquisitions.

CITY OF NORTH MIAMI BEACH, FLORIDA

COMMUNITY REDEVELOPMENT AGENCY

FISCAL YEAR ENDING SEPTEMBER 30, 2020

ACCOUNT DESCRIPTION	ACTUAL FY 2018	ADOPTED BUDGET FY 2019	ESTIMATED ACTUAL FY 2019	PROPOSED BUDGET FY 2020
REVENUES				
CARRYOVER FROM PRIOR YEARS	\$ -	\$ 2,050,000	\$ -	\$ 2,050,000
INTERGOVERNMENTAL	1,320,830	1,642,740	1,642,740	2,484,661
OTHER INCOME	19,591	15,000	25,000	15,000
TOTAL REVENUES	\$ 1,340,421	\$ 3,707,740	\$ 1,667,740	\$ 4,549,661
SALARIES-FULL-TIME	\$ 82,173	\$ 112,342	\$ 112,342	\$ 182,926
TAXES	6,198	8,665	8,665	12,559
BENEFITS	30,172	23,724	23,724	36,583
Salaries and Related Costs	118,543	144,731	144,731	232,068
OPERATING COSTS	25,818	141,960	120,000	219,691
CAPITAL OUTLAY	-	1,323,929	550,000	
WEST DIXIE HIGHWAY IMPLEMENTATION STRATEGY				200,000
WAYFINDING SIGNAGE				150,000
SWALE COMPACTING AND IRRIGATION				200,000
INSTALL STAGE LIGHTS & CAMERAS AMPHITHEATER				65,000
LED STREET BOARD REPLACEMENT				80,000
CROSSWALKS NE 163RD STREET				50,000
LAND BANKING AND REDEVELOPMENT				858,347
NON-OPERATING COSTS	424,597	2,097,120	2,097,120	2,494,555
COMMUNITY REDEVELOPMENT AGENCY TOTA	\$ 568,958	\$ 3,707,740	\$ 2,911,851	\$ 4,549,661



DEBT SERVICE FUNDS



CITY OF NORTH MIAMI BEACH, FLORIDA

DEBT SERVICE FUNDS - CONSOLIDATED

FISCAL YEAR ENDING SEPTEMBER 30, 2020

In the government-wide financial statements and proprietary fund types in the fund financial statements, long-term debt and other long-term obligations are reported as liabilities in the applicable governmental activities, business-type activities, or proprietary fund type statement of net assets. Long-term obligations related to governmental funds are reporting in debt service funds.

FUND NUMBER	ACCOUNT DESCRIPTION	ACTUAL FY 2018	ADOPTED BUDGET FY 2019	ESTIMATED ACTUAL FY 2019	PROPOSED BUDGET FY 2020
216	TRANSFER FROM TRANSIT SURTAX FUND	\$ 625,206	\$ 628,845	\$ 628,845	\$ 626,448
	TOTAL REVENUES	625,206	628,845	628,845	626,448
	PRINCIPAL PAYMENTS	599,000	613,000	613,000	620,000
	INTEREST AND OTHER CHARGES	26,206	15,845	15,845	6,448
	TOTAL EXPENSES	625,206	628,845	628,845	626,448
	SERIES 2013 BOND DEBT SERVICE NET	\$ -			
217	TRANSFER FROM GENERAL FUND	29,077	25,716	25,716	25,488
	TOTAL REVENUES	29,077	25,716	25,716	25,488
	PRINCIPAL PAYMENTS	24,276	24,696	24,696	25,116
	INTEREST AND OTHER CHARGES	1,097	1,020	1,020	372
	TOTAL EXPENSES	25,373	25,716	25,716	25,488
	2015 BOND DEBT SERVICE NET	\$ 3,704			
218	TRANSFER FROM CRA	205,075	200,700	200,700	200,700
	TOTAL REVENUES	205,075	200,700	200,700	200,700
	PRINCIPAL PAYMENTS	166,667	166,700	166,700	166,700
	INTEREST AND OTHER CHARGES	38,408	34,000	34,000	34,000
	TOTAL EXPENSES	205,075	200,700	200,700	200,700
	CRA 2007A BOA DEBT SERVICE NET	\$ -			
220	PROPERTY TAX REVENUE	1,087,895	1,196,709	1,196,709	1,204,705
	TOTAL REVENUES	1,087,895	1,196,709	1,196,709	1,204,705
	PRINCIPAL PAYMENTS	605,000	640,000	640,000	680,000
	INTEREST AND OTHER CHARGES	516,692	556,709	556,709	524,705
	TOTAL EXPENSES	1,121,692	1,196,709	1,196,709	1,204,705
	SERIES 2011 GOB DEBT SERVICE NET	\$ (33,797)			
221	PROPERTY TAX REVENUE	779,525	799,968	799,968	797,525
	TOTAL REVENUES	779,525	799,968	799,968	797,525
	PRINCIPAL PAYMENTS	675,000	690,000	690,000	705,000
	INTEREST AND OTHER CHARGES	112,024	109,968	109,968	92,525
	TOTAL EXPENSES	787,024	799,968	799,968	797,525
	SERIES 2012 GOB DEBT SERVICE NET	\$ (7,499)			
	DEBT SERVICE TOTAL		\$ 2,851,938	\$ 2,851,938	\$ 2,854,866



CAPITAL PROJECT FUND





ENTERPRISE FUNDS



CITY OF NORTH MIAMI BEACH, FLORIDA

STORMWATER FUND

FISCAL YEAR ENDING SEPTEMBER 30, 2020

SERVICES, FUNCTIONS AND ACTIVITIES

The Stormwater Fund is used to account for the costs associated with the management, construction, maintenance, protection, control, regulation, use and enhancement of stormwater systems and programs in existence throughout the City. As an enterprise fund, it must be self-supporting through user fees charged for services. The Public Works Department is responsible for the operation of the Stormwater Fund.

GOALS

Financially Sound City Government

To support Commission's mission of fiscal sustainability and providing for a sustainable future, a Stormwater Master Plan has been initiated for balancing the competing objectives of investments in infrastructure and maintaining a reasonable fee structure.

The Place to Live: Beautiful Safe and Livable

Stormwater management and maintenance is critical to ensure the protection of our natural resources. Stormwater runoff is a major source of pollution. The presence of these pollutants can have devastating effects on aquatic species and may also impact recreational activities. As authorized by the Clean Water Act, the U.S. Environmental Protection Agency (EPA) instituted the National Pollutant Discharge Elimination System (NPDES) in an effort to control the level of pollutant loads to surface waters, this fund constructs, maintains and retrofits drainage structures and storm sewers according to Best Management Practices (BMP's) to comply with the NPDES standards for stormwater discharges.

High Performing City Organization Providing Great Customer Service

Our focus is on continuously evaluating operations to increase productivity, reduce costs and enhance customer service. We strive for a high level of customer satisfaction and to improve our responsiveness to the community's needs. A new work order system was implemented to improve performance measurements to benchmark productivity and service delivery with other similar facilities.

MEASUREMENTS

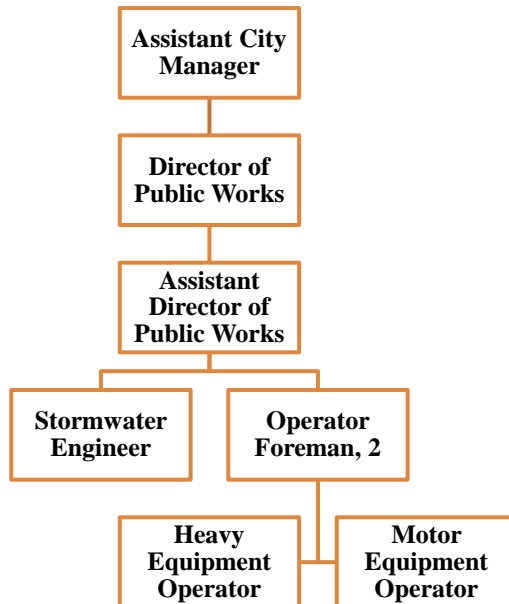
928 storm grates cleared
1,130 drains inspected
11,000 linear feet of drain cleaned
7,206 feet of lake bank maintained
Performed 12 routine inspections of Highland Lift Station

CITY OF NORTH MIAMI BEACH, FLORIDA

STORMWATER MANAGEMENT UTILITY

FISCAL YEAR ENDING SEPTEMBER 30, 2020

ACCOUNT DESCRIPTION	ACTUAL FY 2018	ADOPTED BUDGET FY 2019	ESTIMATED ACTUAL FY 2019	PROPOSED BUDGET FY 2020
<u>REVENUES</u>				
CARRYOVER FROM PRIOR YEARS	\$ -	\$ 145,000	\$ 145,000	\$ -
SERVICE REVENUES	1,219,198	1,325,000	1,325,000	1,370,000
OTHER INCOME	99,447	15,000	15,000	15,000
TOTAL REVENUES	\$ 1,318,645	\$ 1,485,000	\$ 1,485,000	\$ 1,385,000
<u>EXPENSES</u>				
SALARIES-FULL-TIME	\$ 224,687	\$ 265,458	\$ 260,149	\$ 286,310
OTHER WAGES	32,890	8,298	8,132	4,298
TAXES	18,255	18,056	17,695	20,676
BENEFITS	125,639	172,430	168,981	183,233
Salaries and Related Costs	401,471	464,242	454,957	494,517
OPERATING COSTS	303,504	370,008	351,508	424,237
CAPITAL OUTLAY	-	319,000	319,000	
INSTALLATION OF STORM FLAP GATES				60,000
SOLIDWASTE BEAUTIFICATION FLEET SECURITY CAMERAS				10,000
STORMWATER OUTFALL PROJECTS				60,000
NON-OPERATING COSTS	535,907	331,750	395,000	336,246
TOTAL EXPENSES	\$ 1,240,883	\$ 1,485,000	\$ 1,520,465	\$ 1,385,000



CITY OF NORTH MIAMI BEACH, FLORIDA

WATER FUND

FISCAL YEAR ENDING SEPTEMBER 30, 2020

SERVICES, FUNCTIONS AND ACTIVITIES

The Water Fund is part of NMB Water (formerly known as the Public Utilities Department) whose primary purpose is to provide safe and reliable drinking water to our customers. The water system provides services to approximately 33,900 metered connections in North Miami Beach, Sunny Isles, Miami Gardens, Aventura, Golden Beach and portions of unincorporated Miami-Dade County, serving a population base of over 170,000. Approximately 20 percent of the City's service area is within City limits. As an enterprise fund it must, by definition, be self-supporting through user fees charged for services.

On May 16, 2017, the City approved a contract for operations, repair, maintenance and capital improvement programming of the water and sewer utilities with CH2M Hill Engineers, Inc (now Jacobs). The term of the contract is ten years. The cost of the operations and maintenance portion of the contract is \$19.8 million for the third year (FY2020) and will be allocated 85% to water and 15% to sewer. The cost of the repair and maintenance portion of the contract will be a straight pass-through and determined by the amount of the budget set aside each year for that purpose. The FY 2020 budget includes \$2.5M for repair and rehabilitation divided in \$2.125 million from the water utility and \$375,000 from the sewer utility. The FY 2020 cost of capital improvement programming will be \$14.8M based on the Water Utility's Master Plan and direction from the City's Director of NMB Water. The Utility is adding five new positions in FY 2020. Third-party consultants have recommended the transfer of these positions from Jacobs to the Utility as these positions are deemed essential to improve the level of services to the residents and customers. These positions will be allocated 85% to water and 15% to sewer.

GOALS AND MEASUREMENTS

Financially Sound City Government

The Utility continues to meet current and projected operating, debt service, and capital cost requirements, as well as maintaining adequate working capital. In 2016, the Water Utility Revenue Refunding Bonds, Series 2012 were upgraded to AA- by Fitch Rating Agency. The rating remains unchanged.

The Jacobs professionals train employees in proper maintenance, asset management, and leadership skills while developing policies and procedures and deploying systems that will extend the useful life of our infrastructure, mitigate risk, and improve efficiencies while improving levels of service and reducing costs for our customers.

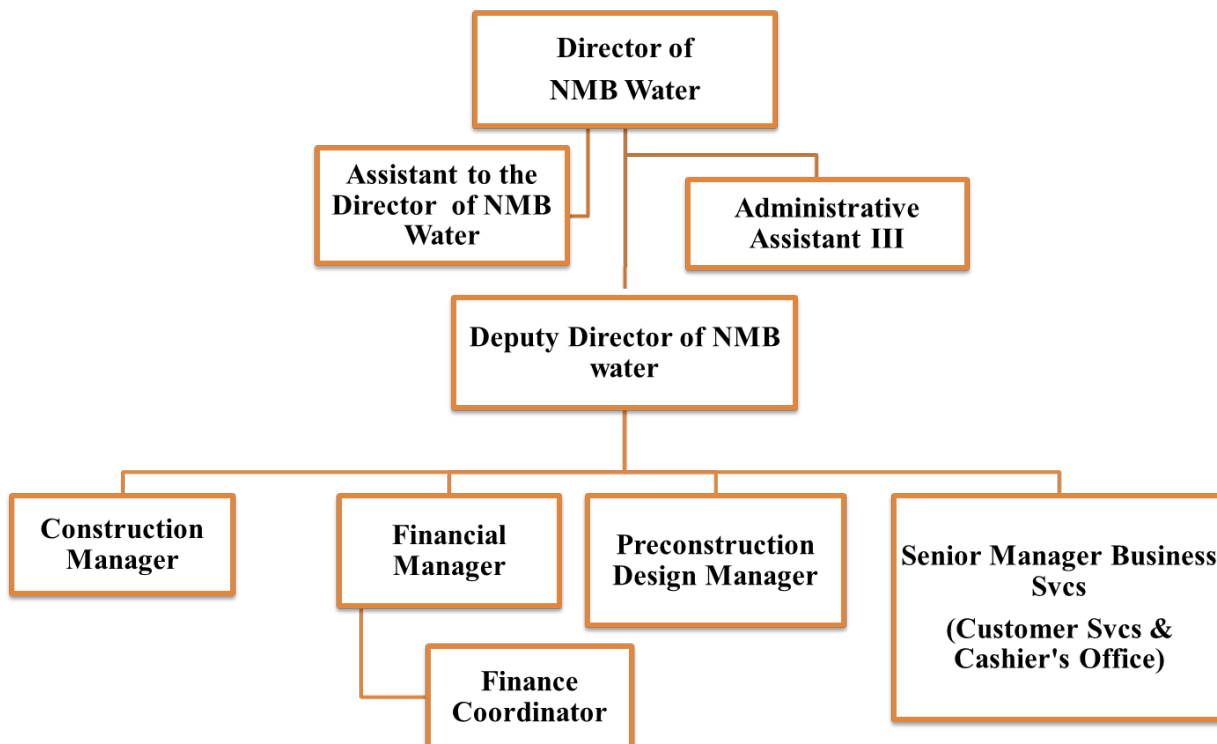
The Place to Live: Beautiful Safe and Livable

Jacobs plays a major role in meeting the City’s goal of making our service area safe and livable by providing reliable utility services to our customers by:

- Improving the water treatment process and quality, improving the conveyance of potable water and complying with all state and federal compliance regulations
- Enhancing and modernizing security features throughout the utility to maximize deterrence, detection, assessment, and response capabilities leveraging the latest security technologies
- Ensuring well maintained public buildings and attractive infrastructure
- Providing public education opportunities focused on conservation and the environment to encourage a sustainable future and to protect our natural resources

High Performing Organization Providing Great Customer Service

Jacobs will undergo continuous evaluation of their operations, comparison with industry benchmarks, and implementation of best management practices. The City’s objective in executing the Operations, Maintenance and Capital Programming contract is to increase productivity and reduce costs while simultaneously improving the level of service provided. A high level of customer satisfaction, and improved responsiveness to the community’s needs are also contemplated in the contract. For example, the contract includes the implementation of a new Customer Billing and Information System providing customers with online access to real-time consumption information that will enable them to conserve water and to identify potential leaks. This same data will assist the utility to more accurately predict water production needs and mitigate lost water from system leaks, thereby reducing their water and sewer utility bills.



CITY OF NORTH MIAMI BEACH, FLORIDA

WASTEWATER FUND

FISCAL YEAR ENDING SEPTEMBER 30, 2020

SERVICES, FUNCTIONS AND ACTIVITIES

The Wastewater Fund is part of NMB Water (formerly known as the Public Utilities Department). The wastewater collection system dates back to the early 1950's. Today, there are 35 wastewater pump stations, over 80 miles of sanitary sewer lines and over 1,600 manholes in the wastewater collection system. In addition to the traditional wastewater collection system of gravity lines flowing into a master pumping station, NMB Water also utilizes a low-pressure wastewater collection system that consists of 62 grinder pump stations and approximately two (2) miles of low-pressure force mains. The wastewater collection system is interconnected with Miami-Dade Water & Sewer Department (MDWASD) for treatment and disposal.

The Wastewater Utility is subject to the Jacobs (formerly CH2MHill Engineers, Inc.) contract. Please refer to page 95 for additional information.

GOALS AND MEASUREMENTS

Financially Sound City Government

The Jacobs professionals train employees in proper maintenance, asset management, and leadership skills while developing policies and procedures and deploying systems that will extend the useful life of our infrastructure, mitigate risk, and improve efficiencies while improving levels of service and reducing costs for our customers.

The Place to Live: Beautiful Safe and Livable

Jacobs plays a major role in meeting the goal of making the utility's service area safe and livable by ensuring the public health through efforts focused on minimizing the frequency and severity of sanitary sewer overflows (SSOs) and complying with regulatory agencies requirements. Untreated wastewater from overflows could contaminate surface waters, potentially causing serious water quality degradation. SSOs may also back-up into homes and businesses, potentially causing property damage and risks to public health. Proper wastewater management and system maintenance is vital to the health and safety of the community.

High Performing Organization Providing Great Customer Service

Jacobs will undergo continuous evaluation of their operations, comparison with industry benchmarks, and implementation of best management practices. The contract includes the implementation of a new Customer Billing and Information System providing customers with online access to real-time consumption information that will enable them to conserve water and to identify potential leaks, thereby reducing their water and sewer utility bills.

CITY OF NORTH MIAMI BEACH, FLORIDA

WASTEWATER FUND

FISCAL YEAR ENDING SEPTEMBER 30, 2020

ACCOUNT DESCRIPTION	ACTUAL FY 2018	ADOPTED BUDGET FY 2019	ESTIMATED ACTUAL FY 2019	PROPOSED BUDGET FY 2020
<u>REVENUES</u>				
CARRYOVER FROM PRIOR YEARS	\$ -	\$ 4,752	\$ 4,752	\$ 6,058
SERVICE REVENUES	7,451,359	10,618,244	10,405,879	10,415,600
OTHER INCOME	92,926	615,000	602,700	3,803,000
TOTAL REVENUES	<u>\$ 7,544,285</u>	<u>\$ 11,237,996</u>	<u>\$ 11,013,331</u>	<u>\$ 14,224,658</u>
<u>EXPENSES</u>				
SALARIES-FULL-TIME	\$ 80,743	\$ 49,824	\$ 48,828	\$ 116,241
OTHER WAGES	-	-	-	-
TAXES	5,815	3,670	3,597	8,892
BENEFITS	181,671	46,252	45,327	60,741
Salaries and Related Costs	268,229	99,746	97,751	185,874
OPERATING COSTS	10,577,311	8,428,199	8,006,789	8,306,416
CAPITAL OUTLAY	-	1,225,517	1,164,241	
WASTEWATER COLLECTION REPAIRS AND REPLACEMENTS PROGRAMS				150,000
CONSTRUCT MASTER PS #4 FORCE MAIN RE-ROUTING				800,000
IMPLEMENT WASTEWATER COLLECTION SYSTEM PLAN OF COMPLIANCE				100,000
CONSTRUCT CRAVERO FORCE MAIN REPLACEMENT				445,000
CONSTRUCT VELDA FARMS FORCE MAIN REPLACEMENT				185,000
CONSTRUCT CORONA DEL MAR LOW PRESSURE COLLECTION SYSTEM - PHASE 2				830,000
CONSTRUCT BELL GARDENS FORCE MAIN REPLACEMENT				490,000
LATERAL TV FOR WASTEWATER PIPING				14,000
NON-OPERATING COSTS	2,941,192	1,484,534	1,484,534	2,718,368
TOTAL EXPENSES	<u>\$ 13,786,732</u>	<u>\$ 11,237,996</u>	<u>\$ 10,753,315</u>	<u>\$ 14,224,658</u>

CITY OF NORTH MIAMI BEACH, FLORIDA

**PROPRIETARY IMPACT FEES FUNDS
CONSOLIDATED**

FISCAL YEAR ENDING SEPTEMBER 30, 2020

The Proprietary Impact Fees Funds are used to account for the fees required of developers to pay for their proportionate share of the cost of capital facilities necessary to accommodate the development. The fees are collected for the City's water plant, fireflow demand and specific types of wastewater installations and may only be expended for the cost of upgrades and expansion of those systems. The Water In-Plant Fund and the Fireflow Fund are consolidated into the Water Fund for financial statement presentation. The Wastewater In-Plant Fund is consolidated into the Wastewater Fund for financial statement presentation. All three funds have been consolidated for presentation in this document.

ACCOUNT NUMBER	ACCOUNT DESCRIPTION	ACTUAL FY 2018	ADOPTED BUDGET FY 2019	ESTIMATED ACTUAL FY 2019	PROPOSED BUDGET FY 2020
<u>REVENUES</u>					
420-324201	FIREFLOW IMPACT FEE	\$ 769,635	\$ 1,506,000	\$ 1,430,700	\$ 50,000
430-324200	INPLANT IMPACT FEE	625,136	460,000	437,000	750,000
460-324200	INPLANT IMPACT FEE	186,949	772,000	733,400	807,000
	Total Revenues	\$ 1,581,720	\$ 2,738,000	\$ 2,601,100	\$ 1,607,000
<u>EXPENSES</u>					
420-992630	IMPROVEMENTS OTHER THAN BUILDINGS	\$ -	\$ 1,506,000	\$ 1,430,700	\$ 50,000
430-993630	IMPROVEMENTS OTHER THAN BUILDINGS	-	460,000	437,000	750,000
460-995630	IMPROVEMENTS OTHER THAN BUILDINGS	(5,793)	772,000	-	807,000
	Total Expenses	\$ (5,793)	\$ 2,738,000	\$ 1,867,700	\$ 1,607,000

CITY OF NORTH MIAMI BEACH, FLORIDA

BUILDING PERMIT FUND

FISCAL YEAR ENDING SEPTEMBER 30, 2020

SERVICES, FUNCTIONS AND ACTIVITIES

The Building Department provides supervision of construction activities, acceptance of building permit applications, issuance of all building and trade permits, verification of compliance with the Florida Building Code and enforcement of codes promulgated by regulatory agencies such as the Hotel and Restaurant Commission, Miami-Dade County Department of Environmental Resources Management (DERM), State Departments of Health and Professional Regulation, Board of Adjustment and the U.S. Army Corp of Engineers. Building, plumbing, electrical and mechanical officials inspect new and existing structures for compliance.

GOALS AND MEASUREMENTS

Financially Sound City Government

The Building Department is responsible for the issuance of permits, the assessment of permit fees, the control and maintenance of departmental records, and supplying record information to the public via file searches and records requests. The department enforces all State regulations applicable in the microfilming, maintenance and destruction of plans and permits. The Building Department is committed to delivering services in a cost effective and efficient manner.

The Place to Live: Beautiful, Safe and Livable

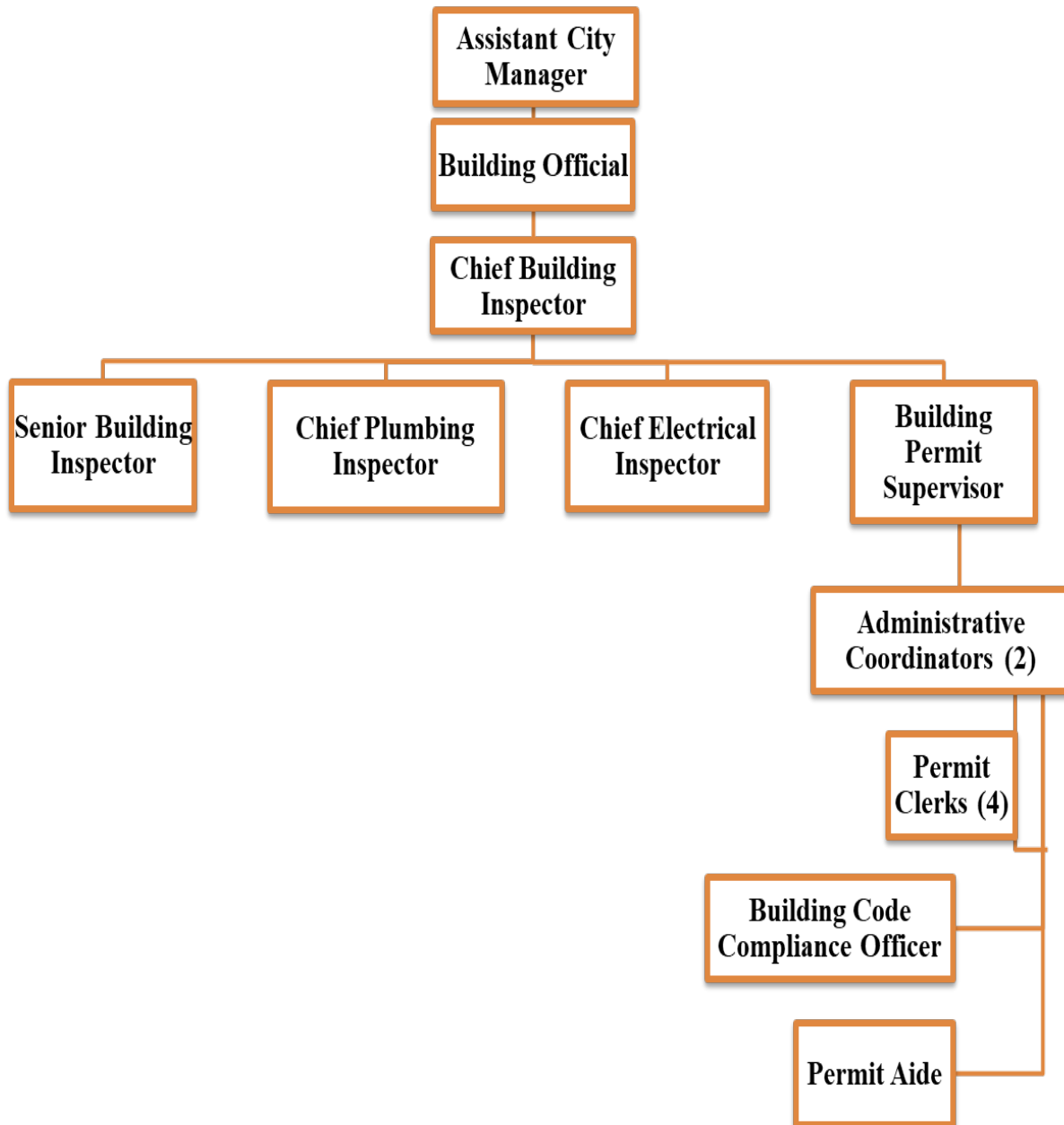
The Building Department serves to protect the health, safety and welfare of the public; and to enhance the general quality of life through interpretation and enforcement of the Florida Building Code, as well as other applicable regulations governing construction and landuse.

The Building Inspectors are responsible for the protection of life and property from safety hazards related to buildings and their construction. The Building Department also follows up on compliance for unsafe structures by taking cases before the Miami-Dade County Unsafe Structures Board. Many of the projects for the new fiscal year will include, renovations to our Building Department's permit counters and lobby areas, conjoined efforts with the Code Compliance Division to proactively address illegal construction.

High Performing Organization Providing Great Customer Service

The Building Permit Department is committed to:

- Provide each customer with the highest level of customer service, courtesy, and respect. Provide written responses to customer inquiries within 24 hours.
- Be available to consult with customers in person and in detail regarding their needs.
- Make written summaries to applicant files for each individual meeting.
- Provide timely turnaround of plan review and inspection services to our customers and make information available online utilizing modern and user-friendly software.
- Complete Energov implementation.



CITY OF NORTH MIAMI BEACH, FLORIDA

SOLID WASTE FUND

FISCAL YEAR ENDING SEPTEMBER 30, 2020

SERVICES, FUNCTIONS AND ACTIVITIES

Effective December 1, 2015, the collection and disposal of refuse, including recycling, garbage, and bulk trash, was contracted with Waste Management, Inc. While the Public Works Department staff monitors the contractor's performance to ensure residents and businesses continue to receive excellent service, the core function of this division is now performed by the Neighborhood Maintenance and Beautification Division. Their main goal is to canvas the rights-of-ways in order to enhance the overall aesthetics of the City's corridors and neighborhoods.

FY 2020 GOALS

Financially Sound City Government

The Solid Waste Fund will continue to explore ways to reduce operating costs and to ensure Waste Management's performance standards are maintained.

The Place to Live: Beautiful, Safe and Livable

The Neighborhood Maintenance and Beautification Division (NMB Team) will improve the city's appearance by providing litter control, street container maintenance landscape improvements, tree trimming and pothole repair.

High Performing City Organization Providing Great Customer Service

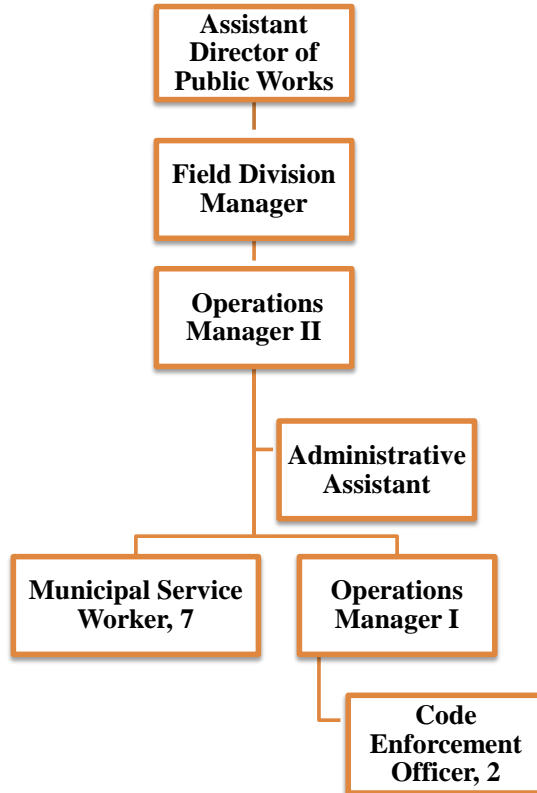
The Division will provide continuing education to the NMB Team to help develop and build their overall skills.

CITY OF NORTH MIAMI BEACH, FLORIDA

SOLID WASTE FUND

FISCAL YEAR ENDING SEPTEMBER 30, 2020

ACCOUNT DESCRIPTION	ACTUAL FY 2018	ADOPTED BUDGET FY 2019	ESTIMATED ACTUAL FY 2019	PROPOSED BUDGET FY 2020
REVENUES				
CARRYOVER FROM PRIOR YEARS	\$ -	\$ 259,053	\$ 48,031	\$ 424,331
SERVICE REVENUES	8,637,858	9,027,000	8,846,460	9,222,800
OTHER INCOME	1,427,433	25,000	230,000	25,000
TOTAL REVENUES	\$ 10,065,291	\$ 9,311,053	\$ 9,124,491	\$ 9,672,131
EXPENSES				
SALARIES-FULL-TIME	\$ 607,652	\$ 596,989	\$ 585,049	\$ 658,447
OTHER WAGES	69,259	116,800	114,464	117,860
TAXES	49,444	50,328	49,321	53,537
BENEFITS	427,488	529,699	519,105	483,132
Salaries and Related Costs	1,153,843	1,293,816	1,267,940	1,312,976
OPERATING COSTS	9,136,088	7,059,537	6,918,346	7,228,757
CAPITAL OUTLAY	-	42,410	42,410	
NEIGHBORHOOD SIGN / LANDSCAPING IMPROV				10,000
2019 VOLVO L60H WHEEL LOADER				145,000
CHEVY SILVERADO W/ LIFT GATE				30,528
SOLID WASTE BEAUTIFICATION FLEET SECURITY CAMERAS				10,000
NON-OPERATING COSTS	1,723,480	915,290	915,290	934,870
SOLID WASTE MANAGEMENT TOTAL	\$ 12,013,412	\$ 9,311,053	\$ 9,143,986	\$ 9,672,131



INTERNAL SERVICE FUNDS



CITY OF NORTH MIAMI BEACH, FLORIDA

LIABILITY SELF-INSURANCE FUND & WORKERS' COMPENSATION FUND

FISCAL YEAR ENDING SEPTEMBER 30, 2020

SERVICES, FUNCTIONS AND ACTIVITIES

The Risk Management Division is committed to managing the City's self-insured program in conjunction with a comprehensive insurance program designed to protect the assets of the city and provide benefits to its employees, residents and the public with a primary emphasis on quality, cost and safety.

AREAS OF RISK MANAGEMENT – LIABILITY

- General and Automobile Liability Claims Management
- Public Entity Liability Claims Management
- Employment Practices Liability Claims Management
- Insurance Program Development
- Identify Risk Priorities

AREAS OF RISK MANAGEMENT – WORKERS' COMPENSATION

- Workers Compensation
- Safety Training and Awareness
- Insurance Program Development
- Identify Risk Priorities

GOALS FOR THE DEPARTMENT

- Draft a City-wide safety manual.
- Realize a 2% premium credit from the city's safety program.
- Develop a robust City-wide safety committee to engage employees in continuous efforts to reduce workplace accidents and focus on preventive measures in achieving desired reductions.
- Institute department/job specific training programs in further reducing liability and workers compensation claims cost.
- Recommend additional ancillary insurance coverages with respect to emerging exposures.
- Continue to evaluate and implement best practice claims adjusting techniques when applicable.
- Improve the City's workers compensation mod rating in furthering the divisions mission to reduce cost in the program.
- Partner with local Risk Management Societies/Communities to implement best practices in making our organization stronger and safer for our employees and those we serve.
- Implement risk control measures
- Transfer risk from the City to an insurer or other party as appropriate
- Allocate responsibility and identify necessary resources
- Establish a system to monitor, evaluate and report on risks

CITY OF NORTH MIAMI BEACH, FLORIDA

INFORMATION TECHNOLOGIES

FISCAL YEAR ENDING SEPTEMBER 30, 2020

MISSION

The Information Technology Fund (IT) is responsible for development, implementation and maintenance of information systems and technology for all City departments. Through collaboration with departments, IT provides the highest quality, most cost-effective technical support and services that are critical in meeting the needs of city staff and the residents they serve.

SERVICES, FUNCTIONS AND ACTIVITIES

The Information Technology (IT) Fund ensures adequate funding for technology components and services on a city-wide basis. Premiums are paid into the fund by the user funds to cover operating and capital expenditures.

The IT Fund provides support to all City departments through the coordination and application of computer and communication technologies and is responsible for all technical projects, equipment and services for the City including computer hardware and software procurements and contracts administration, evaluation, design, development, training and implementation. The Department is also responsible for administering the City's telephone systems/services, Public Utilities radio network and the City's Public Access channel (Channel 77).

GOALS AND MEASUREMENTS

Financially Sound City Government

IT will support Commission's priority of fiscal sustainability by utilizing the most cost effective means of providing services to both internal and external customers. IT partners with its vendors to identify technology benefits and improvements which will help the City lower its cost of doing business.

- Replace the aging communication system with a modern VoIP system, reducing maintenance costs by bringing support of the phone system internally.
- Continue virtualizing existing servers to reduce capital expenditures on new hardware
- Invest in new cyber security initiatives to protect the City from cyber-attacks

High Performing City Organization Providing Great Customer Service

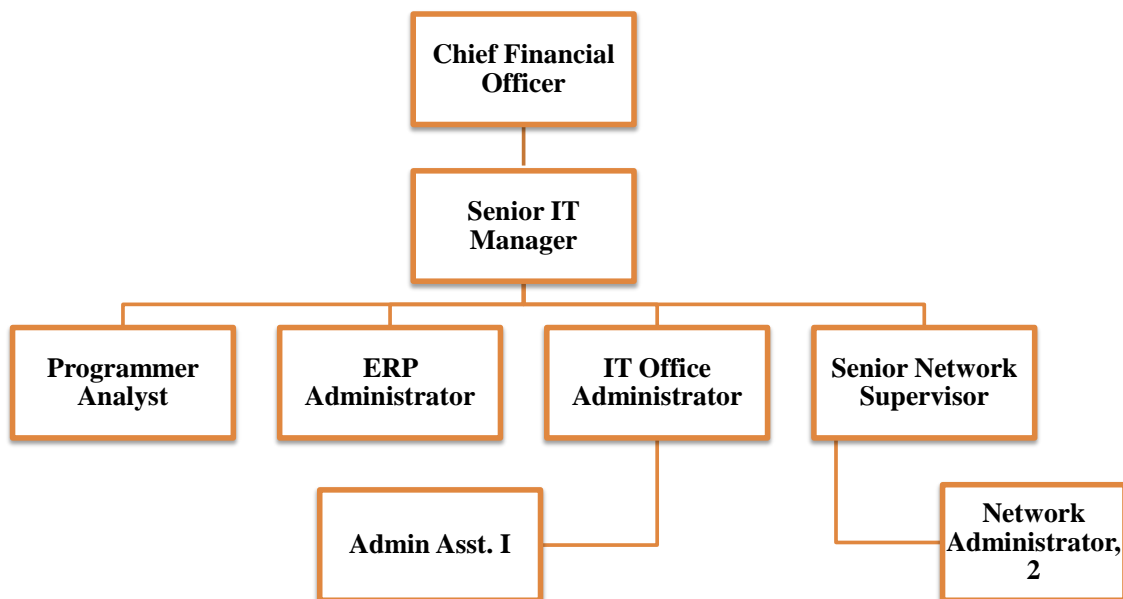
The IT Department is always seeking new ways to increase the productivity of City staff by enabling Cloud technologies, offering better protection from Malware, and by investing in the City's infrastructure to help improve overall network stability and capabilities. The City's goal of government transparency is supported by the IT Department through the provision of more effective ways to connect with its residents.

CITY OF NORTH MIAMI BEACH, FLORIDA

INFORMATION TECHNOLOGY

FISCAL YEAR ENDING SEPTEMBER 30, 2020

ACCOUNT DESCRIPTION	ACTUAL FY 2018	ADOPTED BUDGET FY 2019	ESTIMATED ACTUAL FY 2019	PROPOSED BUDGET FY 2020
REVENUES				
CARRYOVER FROM PRIOR YEARS	\$ -	\$ 5,076	\$ -	\$ 684,681
IT CHARGE - WATER FUND	1,439,733	307,067	307,067	307,067
IT CHARGE - SEWER FUND	338,760	23,620	23,620	23,620
IT CHARGE - BUILDING FUND	225,840	188,964	188,964	188,964
IT CHARGE - STORMWATER FUND	-	23,620	23,620	23,620
IT CHARGE - SOLID WASTE FUND	-	23,620	23,620	23,620
IT CHARGE - GENERAL FUND	818,671	1,795,165	1,795,165	1,795,165
TOTAL REVENUES	\$ 2,823,004	\$ 2,367,132	\$ 2,362,056	\$ 3,046,737
EXPENSES				
SALARIES-FULL-TIME	\$ 546,616	\$ 583,134	\$ 571,471	\$ 605,705
OTHER WAGES	20,453	90,480	88,670	90,480
TAXES	41,274	45,034	44,133	52,036
BENEFITS	240,811	292,581	286,729	307,557
Salaries and Related Costs	849,154	1,011,229	991,004	1,055,778
OPERATING COSTS	998,623	1,297,988	1,233,089	1,564,444
CAPITAL OUTLAY	\$ -	14,000	14,000	
REPLACEMENT OF SECURITY ACCESS SYSTEM FOR CT				200,000
NETSCOUT DEVICE FOR TESTING AND MAINTAINING FIBER CONNECTIVITY				12,000
CHAMBER UPGRADE PHASE 3 - CAMERAS THEATER AND 4TH FLOOR				24,000
CARGO VAN REPLACE VEHICLE #310				37,600
REPLACE PUBLIC FACING COMPUTERS AT PARKS RESOURCE CENTERS & LIBRARY				70,000
FIBER UPGRADE FOR CONNECTIVITY FOR BUILDINGS AT GOVT CENTER COMPLEX				39,000
NON-OPERATING COSTS	389,291	43,915	43,915	43,915
TOTAL EXPENSES	\$ 2,237,068	\$ 2,367,132	\$ 2,282,008	\$ 3,046,737



CITYWIDE CAPITAL IMPROVEMENTS



CITY OF NORTH MIAMI BEACH, FLORIDA

CAPITAL IMPROVEMENT PROGRAM (CIP)

FISCAL YEAR ENDING SEPTEMBER 30, 2020

SERVICES, FUNCTIONS AND ACTIVITIES

The Capital Improvement Plan (CIP) provides a roadmap as well as a monitoring tool for all capital projects. CIP Guidelines are provided in the document immediately following this narrative. The guidelines include key elements of a capital project definition, two of which are: (1) a monetary value greater than \$1,000; and (2) a useful life period of greater than one year.

CIP projects are quite diverse, ranging from construction of new facilities and remodeling/expansion of existing ones to purchases of operating equipment, street construction or reconstruction projects, infrastructure inspection and scheduled replacements and overall design and construction. The budgeting pattern of typical multi-year CIP programs tends to be cyclical. Years of heavy financial investment in an organization's infrastructure, facilities, and equipment are usually followed by a year where project completion rather than high levels of funding is emphasized. In this sense, the classic five-year CIP Plan can be viewed more as a six-year capital plan, where the current fiscal year's mode, whether a heavy project implementation year or one more focused on financial investment, drives the subsequent pattern of annual cycles over the next five years.

GOALS AND MEASUREMENTS

Financially Sound City Government

For Fiscal Year 2019, the overall total proposed CIP budget is almost \$14.5 million. Last year, the adopted budget was just over \$41.0 million. The decrease is based on the Master Plan programming that occurred in the prior year with Jacobs for the Water and Sewer Utilities. Total investment budgeted for rehabilitation, capital improvements, expansion and increased capacity was almost \$33.3 million in the prior fiscal year.

The Place to Live: Beautiful Safe and Livable

A robust and well-planned CIP Plan is critical to ensure a safe, beautiful and ultimately livable place to reside in, visit, and conduct business. Roadways and medians that are in great condition, aesthetically pleasing public landscaping, well performing drainage systems, modern, well-equipped public facilities, pipe-replacements, force-main replacements, leak detection, fireflow improvements and other CIP related and system betterment items, are major contributors to this important Strategic Plan Goal.

The FY 2019 CIP Plan addresses many of the most pressing needs through a wide array of projects, including lighting improvements, roadway and alleyway repairs, American with Disabilities (ADA) upgrades, facility upgrades, and investments in the Water and Sewer Utilities.

High Performing City Organization Providing Great Customer Service

The Public Works Department's process in updating and being the guardian of the CIP Plan annually and developing the CIP budget entails input from all City departments concerned. When requested, Public Works assists departments participating in the CIP by providing relevant expertise. In addition to administering the City's CIP and developing the annual budget, Public Works updates its own annual CIP Plan by assessing and prioritizing existing and emerging needs throughout the city. This cross-departmental collaboration and global perspective are combined with a long-term outlook to provide an effective plan to meet our ongoing capital needs.

City of North Miami Beach
Capital Improvement Projects
FISCAL YEAR 2020 BUDGET

LINE #	DEPT.	PROJECT NAME	FUNDING SOURCE	BUDGET						FIVE-YEAR TOTAL	
				FY19	FY20	FY21	FY22	FY23	FY24		FY25
1	860	City Hall 3rd Floor Impact Windows	GF		\$ 84,000						\$ 84,000
2	860	City Hall 2nd Floor Impact Windows	GF			103,000					103,000
3	860	City Hall 1st Floor Impact Windows	GF				121,725				121,725
4	860	City Hall Lobby Design Remodel	GF	-	80,000						80,000
5	860	City Hall First Floor Restroom	GF		90,000						90,000
6	860	City Hall Restroom Remodels (Three Floors)	GF		-	120,000					120,000
7	860	New Roof for Littman Theater (Cultural Center)	GF	240,000							-
8	860	Human Resources Office Renovation	GF		195,000						195,000
9	860	Eastern Shore 35th Avenue Roadway Improvements	GF	-	1,000,000	-					1,000,000
10	860	NMB City Entry Signs - West and South Entrances @ \$125,000 ea	GF		-	175,000					175,000
11	860	Tennis Center - Design and Construction (Design FY19)	GF		600,000	6,900,000	1,000,000				8,500,000
12	860	Design (Phase 1) and Construction (Phase 2) Washington Park	GF	-	5,450,000	5,000,000					10,450,000
13	860	Taylor Park Design	GF	-	400,000	2,850,000					3,250,000
14	860	Park Restoration - Arbor Day	GF	60,000	90,000	60,000	60,000	60,000	60,000	60,000	390,000
15	860	Roadway Resurfacing Projects	LOGT	698,000	623,000	623,000	623,000	623,000			2,492,000
16	860	NE 183rd Bike Lane Project	LOGT	202,000							-
17	860	NE 13th Avenue Project	GF	150,000							-
18	860	NE 153rd Street Roadway Upgrade	LOGT		300,000						300,000
19	860	City Hall Elevator Mechanical Components/Cab Upgrade	GF		150,000						150,000
20	860	New City Hall Fountain	GF		-	100,000					100,000
21	860	Skylake Wall Beautification	GF		75,000						75,000
22	850	Tracer Summit System (Uleta Park)	GF		7,000						7,000
23	850	City Hall Compressors	GF		48,000						48,000
24	850	YES Center Air Handlers	GF		39,000						39,000
25	850	Awning at Operation Center / Facilities Shop	GF	16,500	-						-
26	850	Library Tracer Summit Install	GF		26,500						26,500
27	850	City Hall Complex Electrical Survey	GF	75,000							-
28	850	City Hall Complex Electrical Upgrade	GF		150,000	150,000					300,000

CAPITAL IMPROVEMENTS PROJECTS

LINE #	DEPT.	PROJECT NAME	FUNDING SOURCE	BUDGET						FIVE-YEAR TOTAL		
				FY19	FY20	FY21	FY22	FY23	FY24		FY25	
FLEET MANAGEMENT	29	820	Streets - Replace truck (Vehicle #8017) w/ Chevy Silverado w/Liftgate	GF		30,528						30,528
	30	820	Streets - Replace truck (Vehicle #8062) w/ Chevy Silverado w/Liftgate	GF		-	30,528					30,528
	31	820	Streets - Replace truck (Vehicle #8223) w/ Chevy Silverado w/Liftgate	GF		-		30,528				30,528
	32	831	Beautification - Replace truck (Vehicle #8459) w/ Chevy Silverado w/Liftgate	GF		-	30,528					30,528
	33	831	Beautification - Replace truck (Vehicle #8460) w/ Chevy Silverado w/ Liftgate	GF		-	30,528					30,528
	34	831	Beautification - Replace truck (Vehicle #8461) w/ Chevy Silverado w/ Liftgate	GF		-	30,528					30,528
	35	831	Beautification - New Bucket Truck	GF		187,460						187,460
	36	831	Beautification - Hydraulic Chipper	GF		37,699						37,699
	37	831	Beautification - Forklift	GF		35,049						35,049
	38	850	Facilities - Re-purposed/Addition (Vehicle #8054) w/Chevy Silverado w/ 2500 Utility P/up	GF		39,528						39,528
	39	850	Facilities - Replace truck (Vehicle #8599) w/Chevy Silverado w/ Liftgate	GF		30,528						30,528
	40	850	Facilities - Portable Tower Light (2ea. @ \$12,000 ea.)	GF		24,000						24,000
Public Works Department Total					\$ 1,441,500	\$ 9,792,292	\$ 16,203,112	\$ 1,835,253	\$ 683,000	\$ 60,000	\$ 60,000	\$ 28,633,657
PARKS ADMINISTRATION	41	710	Parks and Rec. - Additional Vehicle w/ utility body. Chevy Silverado	GF		\$ 39,528						\$ 39,528
	42	710	Parks and Rec. - Replacement SUV (Vehicle #707) w/ Chevy SUV	GF		24,579						24,579
	43	710	Parks and Rec. - Re-purposed/Addition (Vehicle #0407) w/ Chevy Silverado w/ Liftgate	GF		30,528						30,528
	44	710	Parks and Rec. - Re-purposed/Addition (Vehicle #8220) w/ Chevy Silverado w/ Liftgate	GF		30,528						30,528
	45	710	Parks and Rec. - Purchase and replace Chevy 1500 truck with crew cab	GF			29,000					29,000
	46	710	Parks and Rec.-Purchase and replace (2) Chevy 2500 truck with crew cab & lift	GF		-	35,000	35,000				70,000
	47	710	YES Center Auditorium - Lighting, Curtains, Re-surface, Storage Doors	GF		-	30,000					30,000
	48	710	New Signage (two signs per park @ \$1,200 per sign) (five parks per year)	GF	15,000	6,000						6,000
	49	710	Shreiber Park - New Playground w / Shade Structures (Matching CDBG Grant \$100K)	GF	125,000							-
	50	710	Silverman Park - New Playground w / Shade Structure	GF			150,000					150,000
	51	710	Littman Park - New Shade Structure over existing playground	GF			75,000					75,000
	52	710	Citywide Fence Replacement	GF	75,000	50,000	50,000					100,000
	53	710	Citywide Installation of Poured in Place Safety Surface at all Playgrounds-	GF	-	75,000	75,000	75,000				225,000
	54	710	New Skate Park	GF		250,000						250,000
	55	710	Drinking Fountains All Parks	GF	20,000	-	20,000					20,000
LITTMAN THEATER	56	710	Renovate Green Room	GF	-	15,000						15,000
	57	710	Replace Dimmer Light System	GF		-	60,000					60,000
	58	710	NEW LED lighting system	GF		-	30,000					30,000
	59	710	New Speaker Equipment	GF		15,000	25,000					40,000
	60	710	Renovate Concession	GF	-	-	80,000					80,000
	61	710	Sound Board Replacement	GF		75,000						75,000
	62	710	Reupholster Seats/ Replace (Phase 1 and Phase 2)	GF		-	170,000					170,000
	63	710	Renovate Backstage SE Restrooms (2) & Locker Room	GF	-	-	75,000					75,000
	64	710	Renovate Theater Exterior	GF			-	1,500,000				1,500,000
	65	710	Paint Interior Theater Walls & Acoustic Panels	GF		-	30,000					30,000

	LINE #	DEPT.	PROJECT NAME	FUNDING SOURCE	BUDGET						FIVE-YEAR TOTAL		
					FY19	FY20	FY21	FY22	FY23	FY24		FY25	
ULETA PARK	66	710	Install new LED Lights on the Basketball and Field Lights	GF		155,000						155,000	
	67	710	Replace indoor basketball backboard/rim entire system and scoreboard	GF		-	25,000					25,000	
	68	710	Install 5 more cameras for safety coverage	GF		7,500						7,500	
	69	710	Uleta Auditorium - lighting, curtains, re-surface	GF		10,000						10,000	
	70	710	Parking Lot Lights	GF		30,000	30,000					60,000	
	71	710	Indoor/Outdoor PA System	GF		5,000						5,000	
	72	710	Shade Structure Over Playground.	GF		75,000						75,000	
	73	710	Replace Indoor Gym Floor (Wood)	GF		-	105,000					105,000	
MISCHON FIELD	74	710	Mischon Park- Remediation Services, Artificial Turf (upgrades to include new bleachers)	GF	75,000	425,000	1,500,000					1,925,000	
	75	710	Mischon Park - Install Outdoor Security Cameras (Move to FY20)	GF	-	-	40,000					40,000	
	76	710	Mischon Park - Renovate Restroom & Concession Area	GF		-	65,000					65,000	
CHALLENGER PARK	77	710	Challenger Park - Redesign Memorial	GF		-	150,000					150,000	
	78	710	Challenger- Snake Creek Canal - Renovate Restroom	GF		-	65,000					65,000	
Snake Creek Canal	79	710	Snake Creek Canal - Replace Exercise Equipment-install safety surface.	GF		-		150,000				150,000	
ALLEN PARK	80	710	Allen Park - Install shade structures over (2) sets of bleachers	GF			35,000					35,000	
	81	710	Allen Park - Install Artificial Turf	GF			1,250,000					1,250,000	
	82	710	Replace Weight Room Equipment	GF	17,000	-	110,000	10,000				120,000	
	83	710	Construct Outdoor Restroom or Install Pre-Fab Restroom by Baseball Field	GF		150,000						150,000	
	84	710	Indoor/Outdoor PA System	GF		5,000						5,000	
VICTORY POOL/AQUATICS	85	710	Replace Pool Membrane	GF		250,000						250,000	
	86	710	Install safety surface at Victory Playground Area	GF	40,000	-	175,000					175,000	
	87	710	Pool Cover for Victory Pool	GF			60,000					60,000	
	88	710	Victory Pool - Replace Deck Furniture	GF	10,000	10,000						10,000	
	89	710	Resurface Office/ Bldg. Floors	GF	25,000							-	
	90	710	New Swings			30,000						30,000	
	91	710	Victory Pool - Install New Splash Pad	GF		300,000						300,000	
	92	710	Repurpose the Shuffle Board Courts	GF		60,000						60,000	
HIGHLAND VILLAGE	93	710	Resurface Basketball Courts	GF		8,000						8,000	
	94	710	New Basketball Half Court	GF		-	40,000					40,000	
	95	710	Repurpose Volleyball Courts	GF	10,000							-	
	96	710	Musco Lights-playground and basketball courts	GF		-	90,000					90,000	
	97	710	Install New Shade Structure	GF		-	75,000					75,000	
	98	710	Install Swings for Playgrounds- 2 plus ADA and safety surface.	GF		-	40,000					40,000	
Parks & R.E.C. - Department Total						\$ 177,000	\$ 2,131,663	\$ 4,789,000	\$ 1,770,000	\$ -	\$ -	\$ -	\$ 8,690,663

LINE #	DEPT.	PROJECT NAME	FUNDING SOURCE	BUDGET						FIVE-YEAR TOTAL		
				FY19	FY20	FY21	FY22	FY23	FY24		FY25	
LIBRARY	99	600	RFID - Implement Self Checkout / Full RFID Project Completion	GF	-	\$ -	\$ 15,000					\$ 15,000
	100	600	Library-Re-purposed/Addition (Vehicle #289) w/Chevy Malibu	GF		18,447						18,447
	101	600	Security Cameras - Additional areas that need coverage	GF	6,000							-
	102	600	IT Equipment-Computer Stations	GF	6,000	5,000	20,000					25,000
	103	600	ADA Accessible Circulation Desk	GF		28,000						28,000
	104	600	ADA Bathrooms and Upgrades	GF		95,000						95,000
	105	600	Phase Two replacement of non-commercial carpet and VCT Planks	GF		95,000						95,000
	Library Department Total					\$ 12,000	\$ 241,447	\$ 35,000	\$ -	\$ -	\$ -	\$ -
POLICE DEPARTMENT	106	500	I.T. Storage (Upgrade Existing Servers)	GF	\$ 20,000	\$ 20,000		\$ 20,000				40,000
	107	500	Laptops/Desktops	GF	65,000	75,000	65,000	65,000	65,000	65,000	65,000	400,000
	108	500	Carpet Replacement	GF		85,000						85,000
	109	500	Bathrooms / Shower Renovations	GF		175,000						175,000
	110	500	Police Motorcycle	GF				33,000				33,000
	111	500	License Plate Readers	GF	250,000	250,000	250,000	250,000	250,000			1,000,000
	112	500	Police Radios	GF		60,000	60,000	60,000	60,000	60,000	60,000	360,000
	113	500	Vehicles	GF	250,000	370,000	387,967	292,873				1,050,840
114	500	Electricity upgrade to building	GF		150,000	225,000					375,000	
Police Department Total					\$ 585,000	\$ 1,185,000	\$ 987,967	\$ 720,873	\$ 375,000	\$ 125,000	\$ 125,000	\$ 3,518,840
INFORMATION TECHNOLOGY	115	212	Data Center Refurbish	500	\$ 14,000	\$ -						\$ -
	116	212	Replace AC Units - Floor Data Center	500			30,000					30,000
	117	212	IT - Replace (1) 2005 Cargo Van (Vehicle #310) w/ Chevy SUV Equinox	500		37,600	-					37,600
	118	212	City Wide Public facing computer Upgrade (Library, Parks, Etc.)	500		70,000						70,000
	119	212	Fiber Replacement City Hall Campus	500		39,000						39,000
	120	212	Fiber to City Parks	500		-	100,000					100,000
	121	212	Wi-Fi at City Parks	500		-	90,000					90,000
	122	212	NetScout Fiber and Network Testing tool	500		12,000						12,000
	123	212	Chamber upgrade 3 - Video Cameras in 4th floor & Theater	500		24,000						24,000
	124	212	Building Security Card Access System Upgrade	500		200,000						200,000
Information Technology Fund Total					\$ 14,000	\$ 382,600	\$ 220,000	\$ -	\$ -	\$ -	\$ -	\$ 602,600
TRANSIT	125	865	NE 183rd Bike Lane Project	CITT	\$ 300,000							\$ -
	126	865	Way Finding Signs (Citywide non-CRA)Carryover to FY20)	CITT		200,000						200,000
	127	865	Sidewalk and ADA Upgrades	CITT	200,000	250,000	180,000	180,000				610,000
	128	865	Roadway Resurfacing	CITT	300,000	300,000						300,000
	129	865	Bus Stops	CITT		400,000						400,000
	130	865	NE 153rd Street and Roadway Design Improvements	CITT		106,000						106,000
	131	865	Citywide Traffic Calming	CITT		50,000						50,000
CITT Fund Total					\$ 800,000	\$ 1,306,000	\$ 180,000	\$ 180,000	\$ -	\$ -	\$ -	\$ 1,666,000

	LINE #	DEPT.	PROJECT NAME	FUNDING SOURCE	BUDGET						FIVE-YEAR TOTAL	
					FY19	FY20	FY21	FY22	FY23	FY24		FY25
CRA	132	CRA	Land Purchase	104	-	\$ 880,443						\$ 880,443
	133	CRA	West Dixe StreetScape Improvements	104	200,000	200,000						200,000
	134	CRA	Wayfinding Signs	104	150,000	150,000						150,000
	135	CRA	Swale compacting and irrigation	104	200,000	200,000						200,000
	136	CRA	Install Stage lights and cameras at amphitheater to Include Electrical	104		65,000						65,000
	137	CRA	LED Street Board Replacement	104		80,000						80,000
	138	CRA	Crosswalks NE 163rd Street	104		50,000						50,000
	CRA Total					\$ 550,000	\$ 1,625,443	\$ -	\$ -	\$ -	\$ -	\$ -
STORMWATER	139	821	Outfall Projects	STORM	\$ 145,000	\$ 60,000						\$ 60,000
	140	821	Solid Waste/Beautification/Fleet Security Cameras	STORM		10,000						10,000
	141	821	Installation of Storm Flap Gates	STORM		60,000						60,000
Stormwater Total					\$ 145,000	\$ 130,000	\$ -	\$ -	\$ -	\$ -	\$ -	\$ 130,000
WATER AND SEWER	142	410	Design & Construct Norwood WTP Improvements Phase 2	Water		\$ 1,375,000	\$ 5,625,000	\$ 14,000,000	\$ 19,000,000	\$ -	\$ -	\$ 40,000,000
	143	410	Construct Norwood WTP Improvements Phase 1 (WO #20)	Water	9,000,000	3,300,000	-					3,300,000
	144	410	Design and Construct Eastern Shores Watermain System Rehabilitation (Phase I & II)	Water		800,000	11,200,000	2,000,000	-	-	-	14,000,000
	145	410	System-wide Transmission Watermains Replacement Program	Water		2,000,000	2,000,000	2,000,000	2,000,000	1,000,000		9,000,000
	146	410	Design and Construct Norwood WTP Electrical System Improvements	Water		185,000	455,000	60,000				700,000
	147	410	System-wide Distribution Watermains Replacement Program	Water		2,000,000	3,000,000	2,000,000	2,000,000	700,000		9,700,000
	148	410	Construct Honey Hill Watermain System Rehabilitation	Water		640,000	1,260,000	-				1,900,000
	149	410	Design and Construct SCADA and Radio Telemetry System Upgrades	Water		525,000	675,000	3,500,000	-			4,700,000
	150	410	Design and Construct Operations Center Pump Station Improvements	Water		150,000	150,000	1,850,000	350,000			2,500,000
	151	410	Security Enhancements	Water		1,440,000						1,440,000
	152	410	Two GMC 2500 Single Cab Pick-ups	Water		54,000						54,000
	153	450	Construct Cravero Force Main Replacement	Sewer		445,000	335,000					780,000
	154	450	Implement Wastewater Collection System Plan of Compliance	Sewer		100,000	150,000	150,000				400,000
	155	450	Construct Master PS #4 Force Main Re-routing	Sewer		800,000	2,000,000					2,800,000
	156	450	Construct Corona del Mar Low Pressure Collection System - Phase 2	Sewer		830,000	2,470,000					3,300,000
	157	450	Wastewater Collection Repairs and Replacements Program	Sewer		150,000	1,820,000	530,000	-	-		2,500,000
158	450	Construct Velda Farms Force Main Replacement	Sewer		185,000	115,000					300,000	
159	450	Construct Bell Gardens Force Main Replacement	Sewer		490,000	1,110,000					1,600,000	
Water & Sewer Utilities Total					\$ 9,000,000	\$ 15,469,000	\$ 32,365,000	\$ 26,090,000	\$ 23,350,000	\$ 1,700,000	\$ -	\$ 98,974,000
ALLEY	160	390	Alleyway Enhancements (Carryover FY19)	ALLEY		\$ 293,382						\$ 293,382
Alley Fund Total					\$ -	\$ 293,382	\$ -	\$ -	\$ -	\$ -	\$ -	\$ 293,382
BUILDING	161	284	Building Dept. - Replace (1) Ford Escape (Vehicle #2007) w/ Chevy Colorado	471		25,725						25,725
Building Fund Total					\$ -	\$ 25,725	\$ -	\$ -	\$ -	\$ -	\$ -	\$ 25,725

	LINE #	DEPT.	PROJECT NAME	FUNDING SOURCE	BUDGET						FIVE-YEAR TOTAL	
					FY19	FY20	FY21	FY22	FY23	FY24		FY25
SOLID WASTE	162	810	Towmaster Trailer Idel T-14HD (3)	SW	\$ 42,410	\$ -						\$ -
	163	810	Neighborhood Sign /Landscaping Improvements	SW		10,000						10,000
	164	810	Solid Waste/Beautification/Fleet Security Cameras	SW		10,000						10,000
	165	810	Solid Waste - Replace truck (Vehicle #8052) w/ Chevy Silverado w/ Liftgate	SW		30,528						30,528
	166	810	New 2019 Volvo L60H Wheel Loader	SW		145,000						145,000
	167	810	Mini Giant Excavator (New)	SW	48,747	-						-
	Solid Waste Fund Total					\$ 91,157	\$ 195,528	\$ -	\$ -	\$ -	\$ -	\$ -
GRANTS	168	500	Vehicles Purchase	LETF	\$ 125,000	\$ 300,000	\$ 390,000	\$ 300,000				\$ 990,000
	169	860	NE 183rd Bike Lane Project (\$318 from LAP and \$202K from GF)	LAP	318,000							-
	170	600	Safety & Access (ADA Access to front desk)	HANDICAP PF	6,000							-
	171	600	Hazel Fazzino Park - Grant for ADA Playground, Exercise Area, Pavillion	LWCF	200,000							-
	172	865	Citywide Bus Shelters	EARMARK	350,000	400,000						400,000
	173		Citywide Traffic Calming	Road to Zero		180,000						180,000
	174	710	Shreiber Park - New ADA Playground w / Shade Structures	CBBG		100,000						100,000
	175		FDOT Beautification (Matching Grant \$88K)	FDOT		176,000						176,000
	176		Neat Streets (Matching Grant \$20K)	MDC		40,000						40,000
	Grants					\$ 999,000	\$ 1,196,000	\$ 390,000	\$ 300,000	\$ -	\$ -	\$ -

LINE #	DEPT.	PROJECT NAME	FUNDING SOURCE	BUDGET						FIVE-YEAR TOTAL
				FY19	FY20	FY21	FY22	FY23	FY24	
CIP BUDGET SUMMARY FY20										
	DEPT.	DEPARTMENTS	REQUEST AMOUNT							
	800	Public Work/Fleet	\$ 9,792,292							
	700	Park and Recreation	2,131,663							
	600	Library	241,447							
	500	Police	1,185,000							
		General Fund Total	\$ 13,350,402							
	212	Information Technology Fund	\$ 382,600							
	471	Building Department Total	25,725							
	821	Stormwater	130,000							
	810	Solid Waste	195,528							
	420	CITT Fund	1,306,000							
	390	Alley Fund	293,382							
	410-460	Water & Sewer Utilities	15,469,000							
	CRA	Community Redevelopment Agency	1,625,443							
	VARIOUS	Grants Funds	1,196,000							
		All Funds	\$ 33,974,080							

CIP BUDGET SUMMARY FY20

CITY OF NORTH MIAMI BEACH, FLORIDA

GUARDHOUSE FUNDS

FISCAL YEAR ENDING SEPTEMBER 30, 2020

The Guardhouse Funds are discretely presented Component Units used to account for the activities of the Eastern Shores Security Special Taxing District and the Eastern Shores First Addition Security Guard Special Taxing District. During fiscal year 2018, the City assumed responsibility for the administration of the special taxing districts from Miami-Dade County. Fiscal year 2019 is the first full year of operation by the City.

ACCOUNT DESCRIPTION	ACTUAL FY 2018	ADOPTED BUDGET FY 2019	ESTIMATED ACTUAL FY 2019	PROPOSED BUDGET FY 2020
<u>35 AVE GUARDHOUSE OPERATIONS</u>				
<u>REVENUES</u>				
CARRYOVER FROM PRIOR YEARS	\$ -	\$(120,897)	\$ (120,897)	\$ -
NON AD VALOREM ASSESSMENTS	-	520,867	520,867	445,348
TOTAL REVENUES	<u>\$ -</u>	<u>\$ 399,970</u>	<u>\$ 399,970</u>	<u>\$ 445,348</u>
<u>EXPENSES</u>				
OPERATING COSTS	\$ -	\$ 331,140	\$ 324,517	\$ 393,640
NON-OPERATING COSTS	-	68,830	68,830	51,708
TOTAL EXPENSES	<u>-</u>	<u>399,970</u>	<u>393,347</u>	<u>445,348</u>
<u>164TH ST GUARDHOUSE OPERATIONS</u>				
<u>REVENUES</u>				
CARRYOVER FROM PRIOR YEARS	\$ -	\$ (62,486)	\$ (62,486)	\$ -
NON AD VALOREM ASSESSMENTS	-	214,099	214,099	203,395
TOTAL REVENUES	<u>\$ -</u>	<u>\$ 151,613</u>	<u>\$ 151,613</u>	<u>\$ 203,395</u>
<u>EXPENSES</u>				
OPERATING COSTS	\$ -	\$ 144,393	\$ 141,505	196,515
NON-OPERATING COSTS	-	7,220	7,076	6,880
TOTAL EXPENSES	<u>\$ -</u>	<u>\$ 151,613</u>	<u>\$ 148,581</u>	<u>\$ 203,395</u>